

Regioselective one-pot, three component synthesis of ethyl 6-aryl-3-propylpyridazine-4-carboxylates in water

Jabbar Khalafy^{a*}, Mehdi Rimaz^b and Mahnaz Ezzati^a

^aChemistry Department, Urmia University, P.O. Box 57154, Urmia, Iran

^bDepartment of Chemistry, Payame Noor University, PO Box 19395-3697, Tehran, Iran

ARTICLE INFO

Article history:

Received March 30, 2012

Received in Revised form

May 21, 2012

Accepted 14 June 2012

Available online

14 June 2012

Keywords:

Pyridazine

Arylglyoxal

Hydrazine

Regioselective

ABSTRACT

A regioselective synthesis of ethyl 6-aryl-3-propylpyridazine-4-carboxylates by one-pot three-component reaction of ethyl butyrylacetate with various arylglyoxals in the presence of hydrazine hydrate at room temperature in water was described.

© 2012 Growing Science Ltd. All rights reserved.

1. Introduction

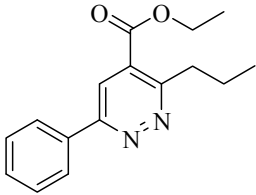
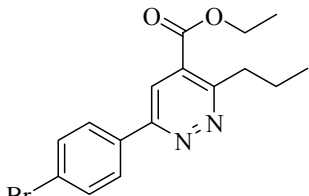
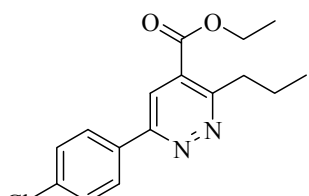
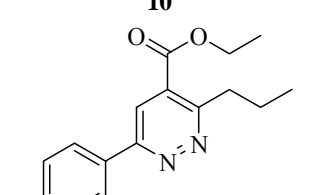
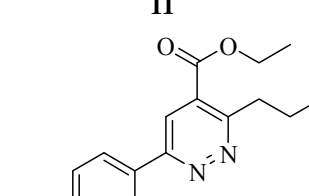
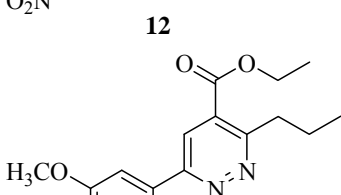
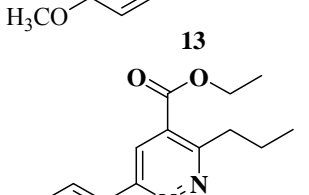
Chemical processes that allow assembly of several building blocks in a single operation are gaining increasing attention in the search for new efficient, diversity-oriented synthetic methodologies, and particularly those directed toward heterocyclic compounds. Such processes are highly desirable for the rapid generation of libraries of small drug-like molecules for high-throughput screening.¹⁻⁶ The design of multicomponent syntheses often relies on the integration of multiple individual reactions to give a one-pot synthetic operation, a new concept with important economical and environmental issues.⁷⁻¹⁰

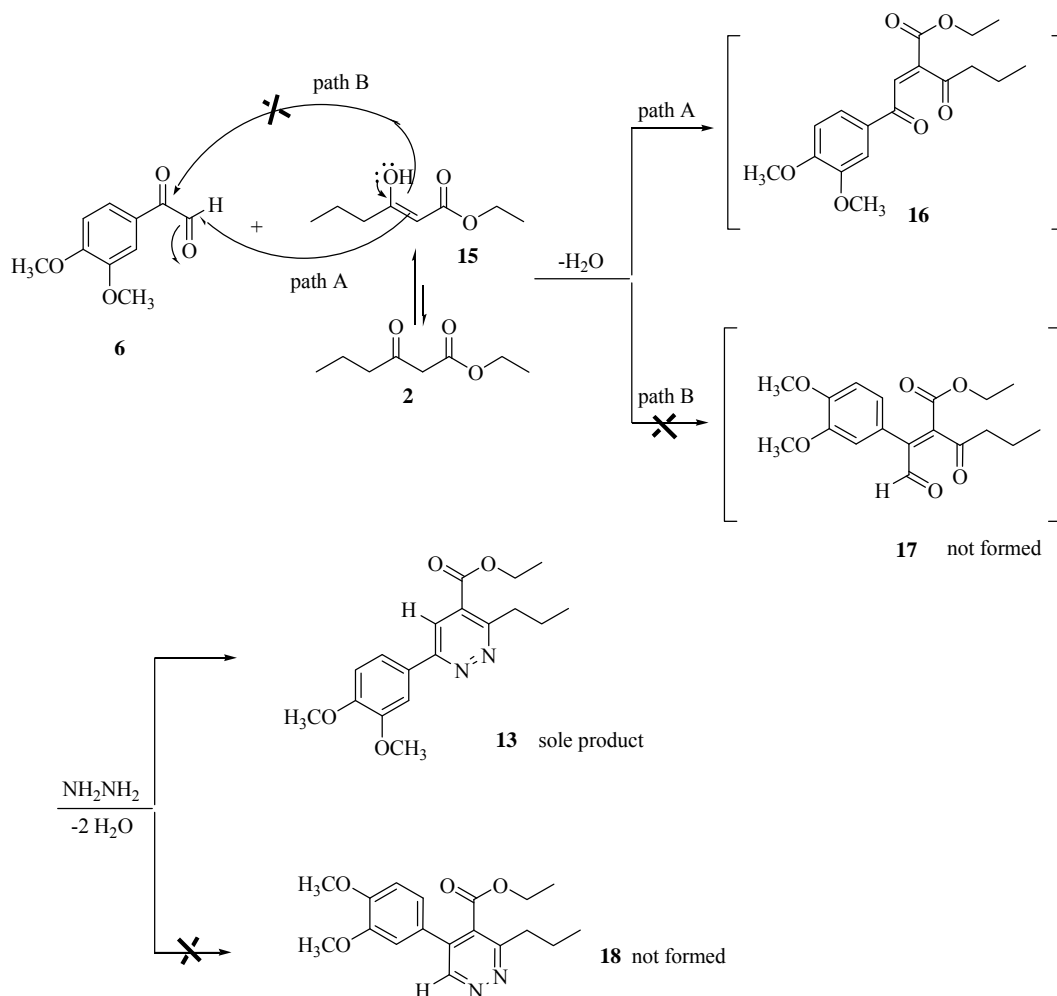
The chemistry and pharmacology of pyridazine derivatives have recently received considerable interest. This can be realized from the vast number of articles and patents published in the synthesis,

* Corresponding author.

E-mail addresses: j.khalafi@urmia.ac.ir (J. Khalafy)

Table 1. List of pyridazine products.

Entry	Pyridazine	Yield (%)
1	 8	75
2	 9	88
3	 10	84
4	 11	81
5	 12	90
6	 13	80
7	 14	79



Scheme 3: Suggested mechanism for regioselective synthesis of ethyl 6-(3,4-dimethoxyphenyl)-3-propylpyridazine-4-carboxylate

3. Conclusions

We have synthesized some new three substituted pyridazines via one-pot three component reaction of arylglyoxals, ethyl butyrylacetate and hydrazine hydrate in water at room temperature. The simple operation, the high regioselectivity and the convenient reaction condition of this procedure makes it a valuable route to prepare new substituted pyridazines.

Acknowledgements

The authors express their thanks to the research council of Urmia University for financial support.

Experimental

General Procedures

Elemental analyses for C, H and N were performed using Heraeus Leco analyzer 932. NMR spectra were recorded on a Bruker Avance spectrometer operating at 300 MHz for ¹H nuclei and 75.5 MHz for ¹³C nuclei with tetramethylsilane as internal standard. Mass spectra were recorded using a Varian

Matt 311 spectrometer operating at nominal accelerating voltage of 70 eV. Thin layer chromatography (TLC) was run on silica percolated aluminium plates (Merck Kieselgel F254). Melting points were determined on a Kofler hot-stage apparatus.

Sample procedure for pyridazine synthesis.

To a mixture of ethyl butyrylacetate (1 mmol) and arylglyoxal²⁷ (1 mmol) in water (5 mL), was successively added hydrazine hydrate (5 mmol) at room temperature; the resultant mixture was stirred for 20-35 min during which time a precipitate was formed. The precipitate was then filtered and washed with excess water. The crude product was purified by recrystallization from ethanol.

Ethyl 6-phenyl-3-propylpyridazine-4-carboxylate (8): yellow crystals, 75%, mp 50-51 °C.

FT-IR (KBr) ν_{\max} : 3064, 2958, 2868, 1725, 1648, 1582, 1451, 1394, 1240, 1093, 755, 690 cm^{-1} . ¹H-NMR (300 MHz, CDCl₃) δ (ppm): 8.27 (s, 1H, Ar), 8.10-8.16 (m, 2H, Ar), 7.50-7.58 (m, 3H, Ar), 4.49 (q, J 7.2 Hz, 2H, CH₂), 3.41 (t, J 7.2 Hz, 2H, CH₂), 1.87 (sex, J 7.2 Hz, 2H, CH₂), 1.47 (t, J 7.2 Hz, 3H, CH₃), 1.08 (t, J 7.2 Hz, 3H, CH₃). ¹³C-NMR (75 MHz, CDCl₃) δ (ppm): 164.07, 160.38, 158.79, 134.02, 132.67, 131.18, 129.32, 127.19, 126.73, 62.96, 34.82, 23.48, 14.13, 14.05. Anal. Calcd for C₁₆H₁₈N₂O₂, C 71.09, H 6.71, N 10.36; Found: C, 71.13; H, 6.66; N, 10.50. Mass spectrum m/z (%): 270 ([M⁺], 18), 242 (100), 241 (82), 213 (36), 197 (37), 170 (88).

Ethyl 6-(4-bromophenyl)-3-propylpyridazine-4-carboxylate (9): yellow crystals, 88%, mp 66-68 °C.

FT-IR (KBr) ν_{\max} : 3070, 2959, 2935, 2872, 1706, 1597, 1505, 1404, 1388, 1223, 1156, 851, 574 cm^{-1} . ¹H-NMR (300 MHz, CDCl₃) δ (ppm): 8.25 (s, 1H, Ar), 8.02 (d, J 8.1 Hz, 2H, Ar), 7.68 (d, J 8.1 Hz, 2H, Ar), 4.49 (q, J 7.2 Hz, 2H, CH₂), 3.41 (t, J 7.2 Hz, 2H, CH₂), 1.86 (sex, J 7.2 Hz, 2H, CH₂), 1.46 (t, J 7.2 Hz, 3H, CH₃), 1.07 (t, J 7.2 Hz, 3H, CH₃). ¹³C-NMR (75 MHz, CDCl₃) δ (ppm): 164.71, 160.63, 157.41, 133.78, 132.43, 130.01, 128.49, 125.46, 124.84, 62.74, 35.76, 23.30, 14.17, 14.09. Anal. Calcd for C₁₆H₁₇BrN₂O₂, C 55.03, H 4.91, N 8.02; Found: C, 55.05; H, 4.99; N, 8.11.

Ethyl 6-(4-chlorophenyl)-3-propylpyridazine-4-carboxylate (10): yellow crystals, 84%, mp 69-70 °C.

FT-IR (KBr) ν_{\max} : 3068, 2963, 2931, 2871, 1734, 1594, 1414, 1385, 1238, 1095, 1010, 850, 756 cm^{-1} . ¹H-NMR (300 MHz, CDCl₃) δ (ppm): 8.16 (s, 1H, Ar), 8.07 (d, J 8.4 Hz, 2H, Ar), 7.51 (d, J 8.4 Hz, 2H, Ar), 4.47 (q, J 7.2 Hz, 2H, CH₂), 3.35 (t, J 7.2, 2H, CH₂), 1.85 (sex, J 7.2 Hz, 2H, CH₂), 1.45, (t, J 7.2 Hz, 3H, CH₃), 1.05 (t, J 7.2 Hz, 3H, CH₃). ¹³C-NMR (75 MHz, CDCl₃) δ (ppm): 165.24, 160.50, 157.06, 136.63, 133.90, 129.34, 129.15, 128.15, 123.72, 62.48, 36.25, 23.15, 14.16, 14.08. Anal. Calcd for C₁₆H₁₇ClN₂O₂, C 63.05, H 5.62, N 9.19; Found: C, 63.00; H, 5.56; N, 9.20. Mass spectrum m/z (%): 306 ([M⁺+2], 3), 304 ([M⁺], 10), 276 (100), 247 (42), 231 (40), 206 (32), 204 (89), 152 (19), 139 (46), 75 (20).

Ethyl 6-(4-fluorophenyl)-3-propylpyridazine-4-carboxylate (11): pale yellow crystals, 81%, mp 42-43 °C.

FT-IR (KBr) ν_{\max} : 3055, 2963, 2873, 1716, 1602, 1509, 1389, 1254, 1163, 1094, 845, 757, 552 cm^{-1} . ¹H-NMR (300 MHz, CDCl₃) δ (ppm): 8.16 (s, 1H, Ar), 8.08-8.15 (m, 2H, Ar), 7.18-7.27 (m, 2H, Ar), 4.48 (q, J 7.2 Hz, 2H, CH₂), 3.36 (t, J 7.2, 2H, CH₂), 1.86 (sex, J 7.2 Hz, 2H, CH₂), 1.47 (t, J 7.2 Hz, 3H, CH₃), 1.08 (t, J 7.2 Hz, 3H, CH₃). ¹³C-NMR (75 MHz, CDCl₃) δ (ppm): 165.92, 165.30, 162.60, 160.21, 157.15, 131.60, 128.92, 128.81, 123.68, 116.30, 116.01, 62.44, 36.21, 23.14, 14.14, 14.07. Anal. Calcd for C₁₆H₁₇FN₂O₂, C, 66.65, H 5.94, N 9.72; Found: C, 65.72; H, 5.90; N, 9.85. Mass spectrum m/z (%): 288 ([M⁺], 38), 260 (100), 231 (37), 215 (45), 188 (90), 157 (13), 120 (29).

Ethyl 6-(4-nitrophenyl)-3-propylpyridazine-4-carboxylate (12): orange crystals, 90%, mp 118 °C.

FT-IR (KBr) ν_{\max} : 3078, 2965, 2931, 2872, 1733, 1601, 1514, 1394, 1346, 1305, 1242, 1093, 1019, 857, 753, 694 cm^{-1} . ¹H-NMR (300 MHz, CDCl₃) δ (ppm): 8.41 (d, J 8.7 Hz, 2H, Ar), 8.33 (d, J 8.7 Hz, 2H, Ar), 8.27 (s, 1H, Ar), 4.50 (q, J 7.2 Hz, 2H, CH₂), 3.40 (t, J 7.2 Hz, 2H, CH₂), 1.87 (sex, J 7.2

Hz, 2H, CH₂), 1.48 (t, J 7.2 Hz, 3H, CH₃), 1.08 (t, J 7.2, 3H, CH₃). ¹³C-NMR (75 MHz, CDCl₃) δ (ppm): 164.83, 161.56, 156.14, 149.06, 141.26, 129.49, 127.84, 124.54, 124.30, 62.74, 36.21, 23.19, 14.15, 14.05. Anal. Calcd for C₁₆H₁₇N₃O₄, C 60.94, H 5.43, N 13.33; Found: C, 60.92; H, 5.39; N, 13.43. Mass spectrum m/z (%): 315 ([M⁺], 7), 287 (93), 258 (59), 242 (44), 215 (100), 152 (27), 139 (28), 115 (19), 75 (18).

Ethyl 6-(3,4-dimethoxyphenyl)-3-propylpyridazine-4-carboxylate (13): yellow crystals, 80%, mp 64-65 °C.

FT-IR (KBr) ν_{\max} : 3087, 2958, 2935, 2873, 2835, 1716, 1590, 1516, 1465, 1399, 1261, 1222, 1149, 1095, 1020, 872, 762 cm⁻¹. ¹H-NMR (300 MHz, CDCl₃) δ (ppm): 8.26 (s, 1H, Ar), 7.93 (s, 1H, Ar), 7.57 (d, J 8.1 Hz, 1H, Ar), 7.01 (d, J 8.1 Hz, 1H, Ar), 4.50 (q, J 7.2 Hz, 2H, CH₂), 4.01 (s, 3H, OCH₃), 3.97 (s, 3H, OCH₃), 3.39 (t, J 7.2, 2H, CH₂), 1.87 (sex, J 7.2 Hz, 2H, CH₂), 1.47 (t, J 7.2 Hz, 3H, CH₃), 1.07 (t, J 7.2, 3H, CH₃). ¹³C-NMR (75 MHz, CDCl₃) δ (ppm): 163.57, 159.80, 158.27, 152.40, 150.01, 132.21, 127.72, 125.56, 120.55, 111.22, 109.88, 63.24, 56.37, 56.11, 34.22, 23.49, 14.14, 14.02. Anal. Calcd for C₁₈H₂₂N₂O₄, C 65.44, H 6.71, N 8.48; Found: C, 65.37; H, 6.68; N, 8.57. Mass spectrum m/z (%): 330 ([M⁺], 26), 302 (100), 301 (55), 273 (24), 257 (25), 230 (82), 204 (24), 165 (32).

Ethyl 6-(benzo[d][1,3]dioxol-5-yl)-3-propylpyridazine-4-carboxylate (14): yellow crystals, 79%, mp 89-90 °C.

FT-IR (KBr) ν_{\max} : 3083, 2961, 2928, 1725, 1499, 1446, 1402, 1254, 1036, 875 cm⁻¹. ¹H-NMR (300 MHz, CDCl₃) δ (ppm): 8.20 (s, 1H, Ar), 7.71 (s, 1H, Ar), 7.62 (d, J 7.8 Hz, 1H, Ar), 6.96 (d, J 7.8 Hz, 1H, Ar), 6.08 (s, 2H, CH₂), 4.49 (q, J 7.2 Hz, 2H, CH₂), 3.40 (t, J 7.2, 2H, CH₂), 1.84 (sex, J 7.2 Hz, 2H, CH₂), 1.46 (t, J 7.2 Hz, 3H, CH₃), 1.07 (t, J 7.2, 3H, CH₃). ¹³C-NMR (75 MHz, CDCl₃) δ (ppm): 164.86, 159.84, 158.17, 151.85, 149.02, 133.07, 131.53, 127.21, 122.14, 108.95, 107.28, 101.93, 63.11, 34.43, 23.48, 14.15, 14.06. Anal. Calcd for C₁₇H₁₈N₂O₄, C 64.96, H 5.77, N 8.91; Found: C, 64.90; H, 5.75; N, 8.86.

References

1. Zhu J. (2003) Recent developments in the isonitrile-based multicomponent synthesis of heterocycles. *Eur. J. Org. Chem.*, 68, 1133-1144.
2. Bienayme H., Hulme C., Odon G., and Schmitt P. (2000) Maximizing synthetic efficiency: Multi-component transformations lead the way. *Chem. Eur. J.*, 6, 3321-3329.
3. Domling A., and Ugi I. (2000) Multicomponent reactions with isocyanides. *Angew. Chem., Int. Ed.*, 39, 3168-3210.
4. Weber L., Illgen K., and Almstetter M. (1999) Discovery of new multi component reactions with combinatorial methods. *Synlett*, 366- 374.
5. Dax S. L., McNally J. J., and Youngman M. A. (1999) Multi-component methodologies in solidphase organic synthesis, *Curr. Med. Chem*, 6, 255-270.
6. Armstrong R. W., Combs A. P., Tempest P. A., Brown S. D., and Keating T. A. (1996) Multiple-component condensation strategies for combinatorial library synthesis, *Acc. Chem. Res.*, 29, 123-131.
7. Orita A., Yoshioka N., Struwe P., Braiser A., Beckmann A., and Otera J. (1999) Integrated chemical process: one-pot double elimination method for acetylenes. *Chem. Eur. J.*, 5, 1355-1363.
8. Grigg R., Liu A., Shaw D., Sunganthan S., Washington M., Woodall D., and Yoganathan G. (2000) Palladium-catalysed cascade molecular queuing-cycloaddition, cyclocondensation and Diels-Alder reactions. *Tetrahedron Lett.*, 41, 7129-7133.
9. Braun R., Zeitter K., and Müller T. (2001) A novel one-pot pyrrole synthesis via a coupling-isomerization-stetter-paal-knorr sequence, *Org. Lett.*, 3, 3297-3300.

10. Clique B., Vassiliou S., Monteiro N., and Balme G. (2002) Integrated transition metal catalyzed reactions: synthesis of polysubstituted 4-(phenoxymethyl)-3-pyrrolines and their isomers by one-pot coupling of propargylamines, vinyl sulfones (or nitroalkenes) and phenols, *Eur. J. Org. Chem.*, 1493-1499.
11. Tamayo N., Liao L., Goldberg M., Powers D., Tudor Y. Y., Yu V., Wong L. M., Henkle B., Middleton S., Syed R., Harvey T., Jang G., Hungate R., and Dominguez, C. (2005) Design and synthesis of potent pyridazine inhibitors of p38 MAP kinase. *Bioorg. Med. Chem. Lett.*, 15, 2409-2413.
12. Nagawade R. R., Khanna V. V., Bhagwat S. S., and Shinde D. B. (2005) Synthesis of new series of 1-Aryl-1,4-dihydro-4-oxo-6-methyl pyridazine-3-carboxylic acid as potential antibacterial agents. *Eur. J. Med. Chem.*, 40, 1325-1330.
13. Sotelo E., and Ravina E. (2002) Pyridazine derivatives. XXIV. [1] efficient n-methylation of diversely substituted 3(2H)-pyridazinones using N,N-dimethylformamide dimethylacetal, *Synth. Commun.*, 32, 1675-1680.
14. Coelho A. Sotelo E. Novoa H. Peeters O. M. Bleton N. and Ravina E. (2004) Pyridazine derivatives. Part 38: Efficient Heck alkenylation at position 5 of the 6-phenyl-3(2H)-pyridazinone system, *Tetrahedron*, 45, 3459-3463.
15. Rohet F. Rubat C. Coudert P., and Couquelet J. (1997) Synthesis and analgesic effects of 3-substituted 4,6-diarylpyridazine derivatives of the arylpiperazine class. *Bioorg. Med. Chem.*, 5, 655-659.
16. Tucker J. A. Allwine D. A. Grega K. C. Barbachyn M. R. Klock J. L. Adamski J. L. Brickner S. J. Hutchinson D. K. Ford C. W. Zurenko G. E. Conradi R. A. Burton P. S. and Jensen R. M. (1998) Piperazinyl oxazolidinone antibacterial agents containing a pyridine, diazene, or triazene heteroaromatic ring, *J. Med. Chem.*, 41, 3727-3735.
17. Benson, S. C., Palabrica C. A., and Snyder J. K. (1987) Indole as a dienophile in inverse electron demand Diels-Alder reactions. 5H-Pyridazino[4,5-b]indoles as cycloadducts with 3,6-dicarbomethoxy-1,2,4,5-tetrazine, *J. Org. Chem.*, 52, 4610-4614.
18. Gyoten M., Nagaya H., Fukuda S., Ashida Y., and Kawano Y. (2003) Synthesis of eosinophil infiltration inhibitors with antihistaminic activity, *Chem. Pharm. Bull.*, 51, 122-133.
19. Sung N. D., Yung K. S., Kim T. Y., Choi K. Y., Such M., Kim J. G., Suh I. H., and Chin, J. (2001) Synthesis and characterization of a novel tetranuclear nickel(II) complex: $[\text{Ni}_4(\mu\text{-OH})_2(\mu\text{-dppn})_4(\mu\text{-H}_2\text{O})_2](\text{Cl})(\text{ClO}_4)_5 \cdot 9\text{H}_2\text{O}$ (dppn=3,6-bis(2'-pyridyl)pyridazine). *Inorg. Chem. Commun.*, 4, 377-380.
20. Brooker S., Davidson T. C., Hay S. J., Kelly R. J., Kennepohl D. K., Plieger P. G., Moubaraki B., Murray K. S., Bill E., and Bothe E. (2001) Doubly pyridazine-bridged macrocyclic complexes of copper in + 1, + 2 and mixed valent oxidation states, *Coord. Chem. Rev.*, 216-217, 3-30.
21. Cheng Y., Ma B. and Wudl F. (1999) Synthesis and optical properties of a series of pyrrolopyridazine derivatives: deep blue organic luminophors for electroluminescent devices, *J. Mater. Chem.*, 9, 2183-2188.
22. Rimaz M., and Khalafy J. (2010) Novel one-pot, three component synthesis of alkyl 6-aryl-3-methylpyridazine-4-carboxylates in water. *Arkivoc*, ii, 110-117.
23. Rimaz M., Khalafy J., and Najafi Moghadam, P. (2010) A regioselective one-pot, three component synthesis of 6-aryl-4-cyano-3(2H)-pyridazinones in water. *Aust. J. Chem.*, 63, 1396-1401.
24. Rimaz M., Khalafy J., Noroozi Pesyan N., and Prager R. H. (2010) A simple one-pot, three component synthesis of 3-arylpymido[4,5-c]pyridazine-5,7(6H,8H)-diones and their sulfur analogues as potential monoamine oxidase inhibitors. *Aust. J. Chem.*, 63, 507-510.
25. Rimaz M., Noroozi Pesyan N., and Khalafy J. (2010) Tautomerism and isotopic multiplets in the ^{13}C NMR spectra of partially deuterated 3-arylpymido[4,5-c]pyridazine-5,7(6H,8H)-diones and

- their sulfur analogs-evidence for elucidation of the structure backbone and tautomeric forms, *Magn. Reson. Chem.* 48, 276-285.
26. Khalafy J., Rimaz M., Panahi L., and Rabiei H. (2011). A regioselective one-pot, three component synthesis of 4-aryl-6,8-dimethylpyrimido[4,5-*c*]pyridazine-5,7(6H,8H)-diones as new potential monoamine oxidase inhibitors, *Bull. Korean Chem. Soc.*, 32, 2428-2432.
27. Riley H. A., and Gray A. R. (1943) Phenylglyoxal. *Organic Syntheses*, Wiley & Sons: New York, NY, Collect. Vol. II, p 509.