

Advancements in polyurethane coating: Synthesis and characterization of a novel hyper branched polyester polyol

Mohammad Abdollahi^{a*} and Behzad Khalili^a

^aDepartment of Chemistry, Faculty of Sciences, University of Guilan, P.O. Box 41335-1914, Rasht, Iran

CHRONICLE

Article history:

Received March 20, 2023

Received in revised form

June 9, 2023

Accepted August 17, 2023

Available online

August 17, 2023

Keywords:

Coating

Polyester polyol

Polyurethane

Dehydrated castor oil fatty acid

Poly 2-hydroxyethyl

methacrylate-co-styrene

ABSTRACT

Hyperbranched polyester polyols have emerged as a promising candidate for polyurethane coatings due to their unique structure and properties. In this context, this paper aims to synthesize a new hyperbranched polyester polyol and evaluate its potential as a polyol for polyurethane coating applications. In this study, the synthesis of hyperbranched polyester polyol involves the reaction between a multifunctional alcohol and a multifunctional carboxylic acid or anhydride. It is further modified by incorporating 2-hydroxyethyl methacrylate and styrene. The properties of the polyester polyol were characterized using various analytical techniques, including FTIR, NMR, SEM and TGA. This paper also provides a discussion on the potential applications of the synthesized hyperbranched polyester polyol in several industries such as automotive, aerospace and construction.

© 2024 by the authors; licensee Growing Science, Canada.

1. Introduction

Polyurethane coatings have gained significant attention in recent years due to their excellent mechanical, chemical, and thermal properties. The performance of polyurethane coatings largely depends on the properties of the polyol used in their synthesis. The synthesis of polyester polyol for polyurethane coating has been reported in several studies¹⁻⁷. Polyester resins are widely used due to their versatile applications such as elastomers⁸⁻⁹, coatings¹⁰, polyurethane foam¹¹⁻¹² and sealants and adhesive¹³. The demand for polyurethane coatings has led to the importance of manufacturing polyester polyols¹⁴⁻¹⁶. In Europe alone, over two million tons of polyurethanes are produced annually¹⁷. Polyurethanes, due to their excellent mechanical and chemical properties, high resistance to weathering and solvents, toughness, and low temperature flexibility have been widely used in coatings¹⁸⁻²⁶. The reaction between polymeric isocyanate and a polyol such as polyester resin for manufacturing polyurethanes²⁷⁻²⁸ in the absence of catalysts is slow and requires a long time to reach equilibrium. To accelerate reaction rates, various catalysts have been reported in the literature, including amine catalysts and organometallic compounds²⁹⁻³⁰. The final properties of the polyester polyol such as crystalline structure, degree of phase separation and mechanical properties depend on the molecular structure of polyester polyol³¹⁻³². This structure is affected by factors such as percentage of ingredients, production conditions, impurity content, glycol ratios, etc. Various new methods have been developed for synthesizing different types of polyester polyols with unique structures. These include Jatropha-Oil-Based Polyester Polyol³³, Polyester Polyol from Cyclohexanone plant wash water³⁴, isosorbide-based polyester polyols³⁵, polyester polyol from Direct conversion of waste polyesters³⁶, polyester polyol based on epoxidized soybean oil³⁷, and other works reported in the literature³⁸⁻⁴⁰. Recent investigations on polyurethane have revealed that vegetable oil fatty acids can serve as a suitable replacement for petroleum-based raw materials⁴¹⁻⁴³. This study focuses on the synthesis of a new hyperbranched dehydrated castor oil fatty acid (DCOFA) based polyester polyol, utilizing 2-hydroxyethylmethacrylate (2-

* Corresponding author.

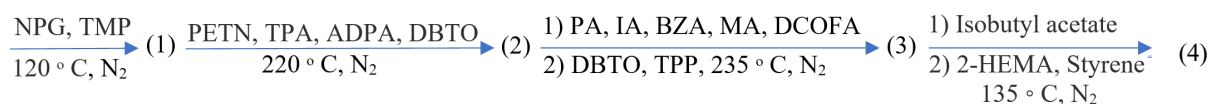
E-mail address Mohammadabdollahi@guilan.ac.ir (M. Abdollahi)

HEMA) and styrene, for use in the production of polyurethane-based materials. The DCOFA used in this study cannot react directly with polyisocyanate and remains intact during the reaction. So, it requires functionalization with hydroxyl containing molecules to incorporate hydroxyl groups into its structure⁴⁴. The presence of hydroxyl groups in the polyester polyol structure, as well as in the 2-HEMA co Styrene copolymer bound to the fatty acid of DCO and maleic anhydride (MA), reacts with cyanide groups in polyisocyanate to form a multi-branched and three-dimensional cross-linked structure between polyester resin and polyisocyanate in the presence of catalysts. However, synthesizing polyester polyol from DCO fatty acid modified with poly (2-HEMA co Styrene) is a new field that has not been widely explored. In this study, we prepared wood coating polyurethane through the reaction between new modified polyester polyol and polyisocyanate.

2. Results and Discussion

In this study, a novel hyper branched polyol polyester was successfully synthesized using DCO followed by radical addition of 2-HEMA and styrene. The synthesis process involved four steps of reactions: the first step is the melting step, by increasing the temperature of mixture to 150 degrees, Neo pentyl glycol (NPG) and Trimethylolpropane (TMP) become melt to form a liquid mixture. second step is an esterification reaction between Terephthalic acid (TA) and Adipic acid (ADPA) with Pentaerythritol (PETN) and other glycols in the presence of Dibutyl tin oxide (DBTO) as a catalyst. The molar ratio of glycols to carboxylic acid in this step is large because esterification of TA in the presence of glycols requires more time and higher temperature compared to other carboxylic acid/anhydrides.

In the third step Phthalic anhydride (PA), Isophthalic acid (IA), Benzoic acid (BZA), MA, DCOFA, DBTO and Triphenyl phosphite (TPP) are charged to the mixture. In the presence of extra hydroxyl group, esterification reaction is carried out. In the fourth step 2-HEMA and styrene are added gradually to the diluted mixture in the presence of Tertiary butyl per benzoate (TBPB) as an initiator. The type of reaction in this step is free-radical addition (Scheme1). The mixture of 2-HEMA and styrene with TBPB was prepared separately and gradually added from the funnel to the polyol polyester. This resulted in a highly branched polyester polyol resin with hydroxyl sites.



Scheme 1. Synthesis route for preparation of modified polyester polyol resin

IR spectra of the polyester polyol before (Intermediate A) and after addition of 2-HEMA and styrene (Intermediate B) were shown in Fig. 1. After reacting with 2-HEMA and styrene in the presence of TBPB, the unsaturated bonds in the DCOFA would be eliminated through radical polymerization. This would result in a decrease or complete absence of peaks corresponding to aliphatic C=C around 1600 cm⁻¹⁴⁵. (**Fig. 1**).

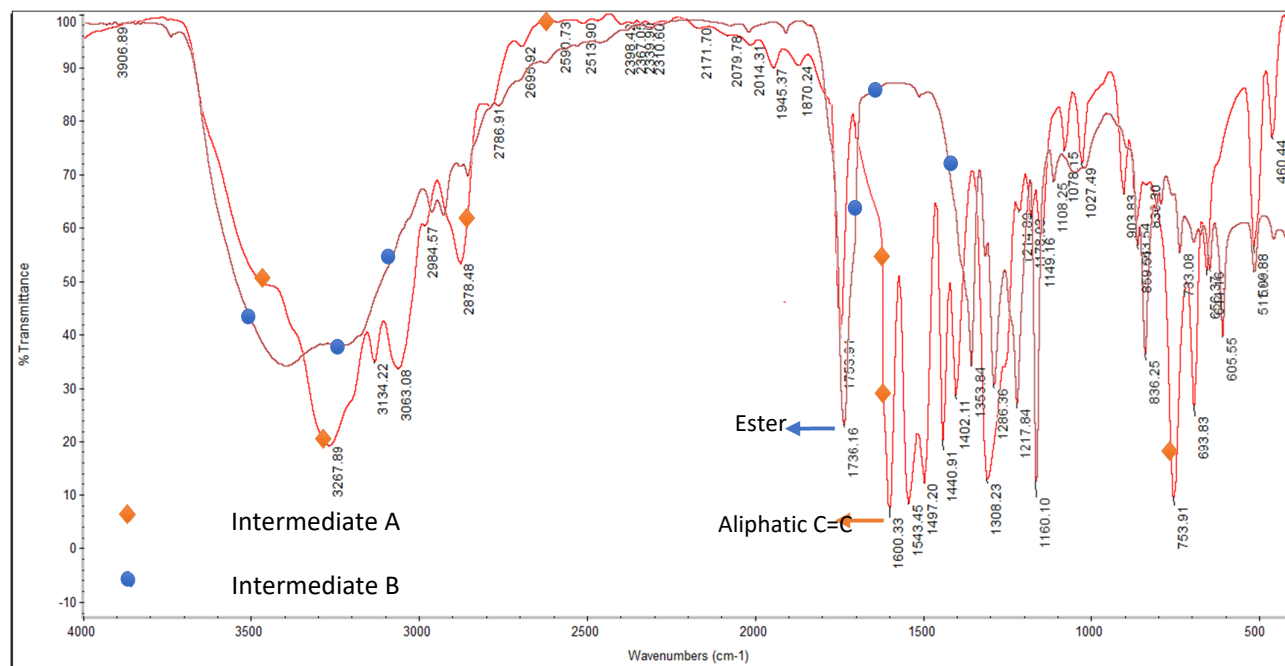


Fig. 1. FTIR spectrum of intermediate A and B

Polyurethane is a polymer that is formed by the reaction of polyol and isocyanate. In the case of polyurethane made from toluene diisocyanate (TDI) and polyester polyol, the reaction takes place between TDI and hydroxyl groups in the polyester polyol. This results in the formation of urethane linkages, which are responsible for the polymerization of the material.

The IR spectrum of polyurethane made from TDI and polyester polyol shows characteristic peaks at around 3420 cm⁻¹, which correspond to the stretching vibrations of N-H bonds in urethane linkages⁴⁶. The peak at around 1759 cm⁻¹ corresponds to C=O stretching vibrations in ester groups present in the polyester polyol⁴⁷. The peak at around 1505 cm⁻¹ corresponds to N-H bending vibrations in urethane linkages⁴⁸. (**Fig. 2**)

Overall, the IR spectrum of polyurethane made from TDI and polyester polyol shows characteristic peaks that are indicative of the presence of urethane linkages and ester groups. These peaks can be used to identify and characterize this type of polymer.

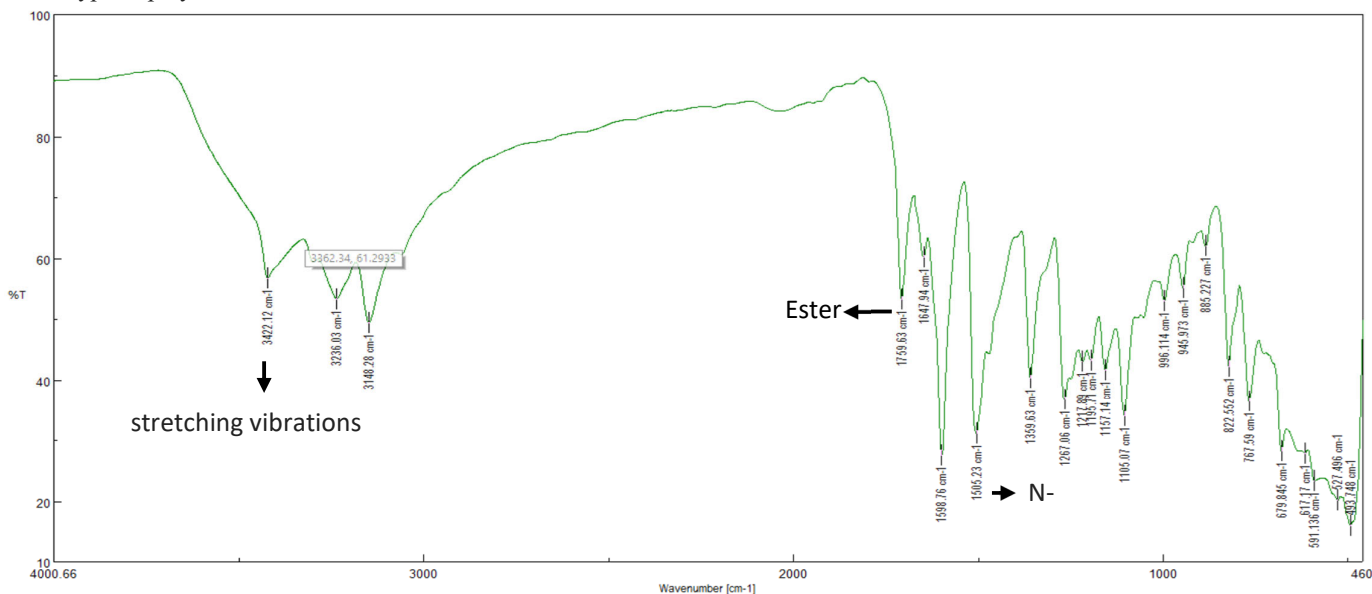


Fig. 2. FTIR spectrum of PU

The molecular structure of hyper branched polyester polyol is characterized by a dense network of interconnected branches, which results in a high degree of cross-linking and three-dimensional structure. This unique structure gives the polymer its desirable properties such as high viscosity, low volatility, and excellent mechanical strength.

The size and shape of the hyper branched polyester polyol molecules can vary depending on the degree of branching and the length of the polymer chains⁴⁹. Overall, the molecular structure of hyper branched polyester polyol plays a crucial role in determining its physical and chemical properties, making it an important material for various industrial applications such as coatings, adhesives, and composites. As shown in **Fig. 3**, all unsaturated bonds of DCOFAs are bonded together by P(2-HEMA-Styrene) and the formation of these bonds between DCOFAs by P(2-HEMA-Styrene) has a great effect on the drying time of the resin film.

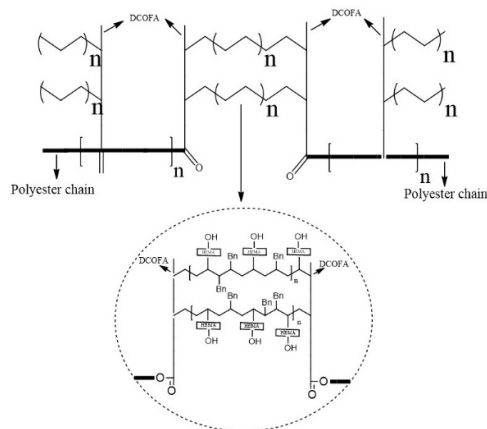
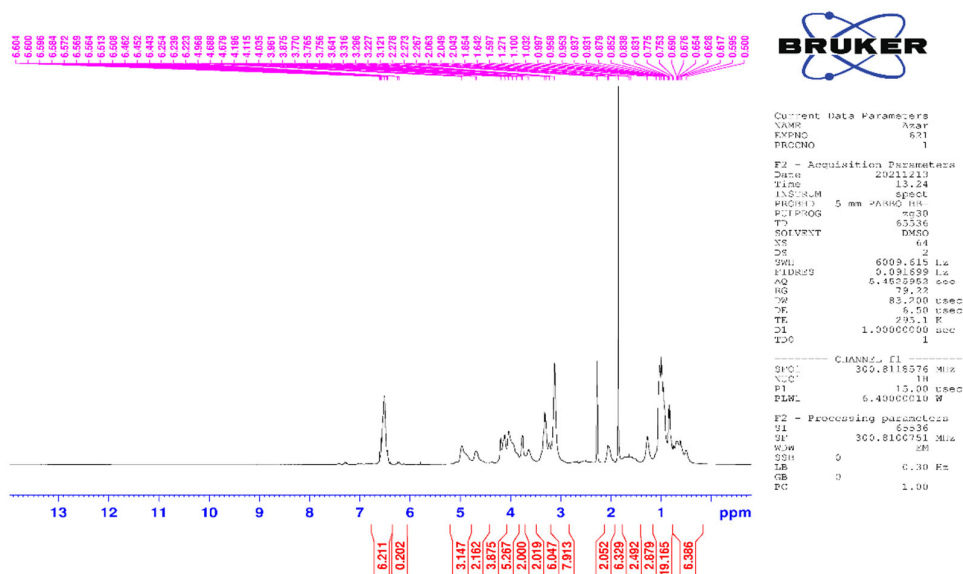
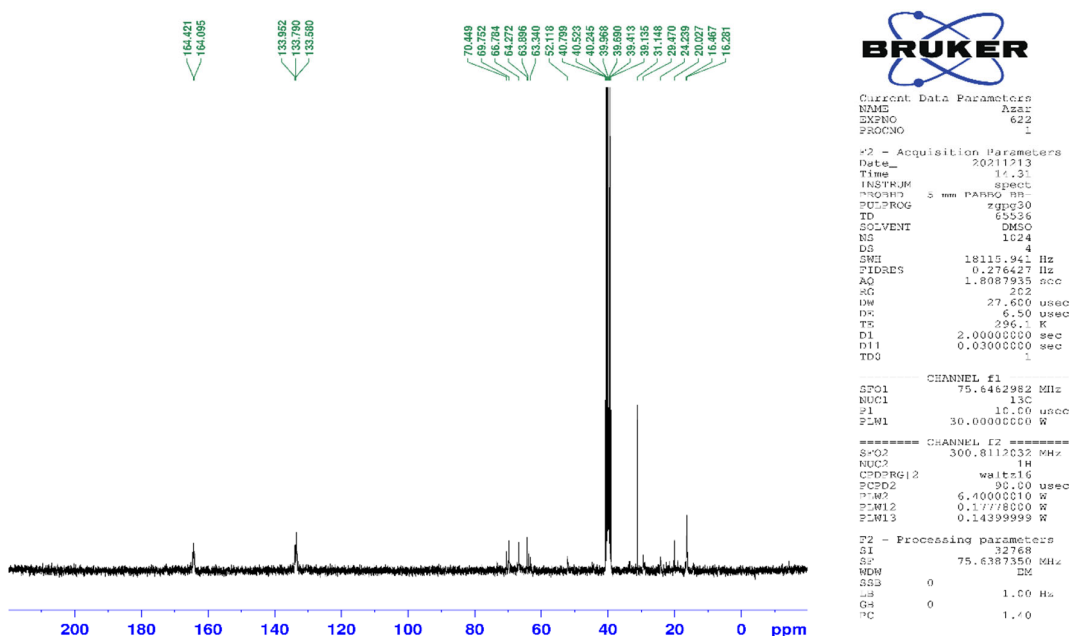


Fig. 3. Molecular structure of hyper branched polyester polyol

NMR-Spectroscopic Analysis

The structure of the synthesized polyester polyol was investigated using ^1H NMR and ^{13}C NMR spectroscopy techniques. Fig. 4 presents the ^1H NMR spectrum of the polyester polyol. The aromatic protons are observed in the range of 6.2 to 6.6 ppm, while the aliphatic saturated protons appear as multiplet peaks in the range of 0.5 to 2.1 and 3 to 5 ppm. A broad singlet at 1.27 ppm indicated the presence of hydroxyl group. Fig. 5 shows the ^{13}C NMR spectrum of the polyester polyol. The carbonyl group (ester) of the synthesized polyester polyol is observed at 164.4 and 160.1 ppm, while aromatic carbons are seen at 133.9, 133.8, and 133.6 ppm. Aliphatic carbons are clearly visible at 31.1, 29.5, 24.2, 20, 16.5, and 16.3 ppm in the spectra⁵⁰.

Fig. 4. ^1H NMR of synthesized polyester polyolFig. 5. ^{13}C NMR of synthesized polyester polyol

Thermogravimetric Analysis (TGA)

The first region, which occurs at low temperatures, represents the evaporation of any residual moisture or volatile compounds that may be present in the sample (0-150 °C). The second region of degradation involves the decomposition of urethane bonds⁵¹, where they dissociate into isocyanate and alcohol, primary and secondary amines, a terminal olefinic group on the polyester chain or CO₂ (230-330 °C)⁵². The subsequent region of degradation is attributed to the decomposition of ester bonds through chain scission (330-450 °C)⁵³⁻⁵⁴. In the instance of polyurethanes derived from DCOFA polyol, an additional phase of decomposition takes place at elevated temperatures (approximately 470 °C), potentially because of the cleavage of C-C bonds [55]. Based on the mentioned decomposition temperatures in Thermogravimetric Analysis, it is evident that obtained polyurethane is stable below than 230 °C (**Fig. 6**).

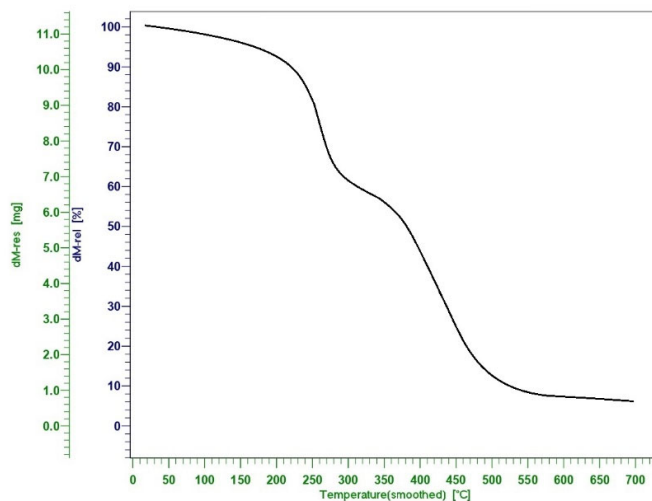


Fig. 6. Thermogravimetric analysis of polyurethane coating

Scanning Electron Microscopy (SEM)

The SEM image shows a polyurethane coating, which appears as a smooth and uniform layer covering with some irregularities on the surface, which could be due to the application process or the substrate's texture the surface (**Fig. 7**). The polyurethane coating is composed of interconnected polymer chains that provide excellent resistance to abrasion, chemicals, and weathering. Overall, the SEM image demonstrates the high-quality and durability of polyurethane coatings in protecting surfaces from damage and degradation.

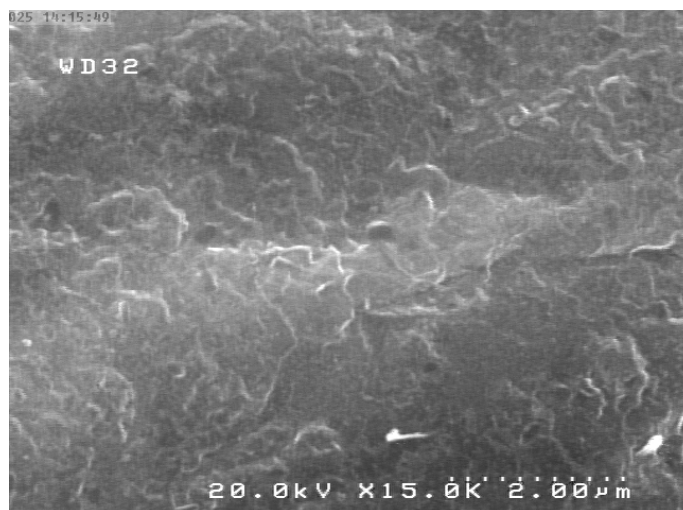


Fig. 7. Scanning electron microscopy of polyurethane

3. Conclusions

In conclusion, the synthesis of hyper-branched polyester polyol for polyurethane coating offers numerous advantages and potential applications in various industries. The unique structure of hyper-branched polyesters provides enhanced properties such as improved mechanical strength, chemical resistance, and thermal stability. Additionally, the synthesis process allows for control over the molecular weight and branching degree, enabling customization of the polyol to meet specific coating requirements. The results indicate that the use of 2-HEMA and styrene in the presence of initiator can lead to the formation of highly branched polyols with improved mechanical and thermal properties.

Acknowledgements

Partial financial support of University of Guilan and Nano Polymer Davam Shimi (NPDSICO) for this research work is sincerely acknowledged.

4. Experimental

4.1. Materials and Methods

DCOFA with an acid value of 198 mg KOH/g was supplied by Arvalli Castor Derivatives Private Limited, Gujarat, India. 2-HEMA was supplied by Jin Dun chemical, China. Other reagents and chemicals in this study were used as received and were not further purified (Sigma-Aldrich Chemie GmbH, Taufkirchen, Germany). FT-IR spectra were recorded on Thermo Nicolet Nexus 670 spectrophotometer using the KBr-pellet technique. Via a Bruker Avance 500 spectrometer (Bruker BioSpin GmbH, Rheinstetten, Germany), ¹H-NMR and ¹³C-NMR spectra were recorded on 500 MHz and 125 MHz, respectively. The tensile tests were performed on STM-20 at a fixed crosshead speed of 2mm min⁻¹. Samples were prepared according to ISO 527-2-2012. Flexural tests were done on STM-20 at a fixed crosshead speed of 2mm min⁻¹. Samples were prepared according to ISO 178:2019

4.2. General procedure

4.2.1. Preparation of Liquid mixture of alcohols

A 2 liter, 4 necked flask equipped with an agitator, an electric heating mantle, a nitrogen gas inlet, a thermometer, and a condenser charged with 44 gr of NPG and 13.2 gr of TMP under a nitrogen blanket to the flask with stirring. The mixture was heated from room temperature to 130 °C over 2 hours until all the solid alcohols become melt into a liquid.

4.2.2. Preparation of polyester polyol in the presence of DBTO as a catalyst with extra alcohol content

5.5 gr of PETN, 29.7 gr of TA, 5.5 gr of ADPA and 0.05 gr of DBTO as a catalyst are charged to flask and mixture was heated to 230 °C over 3 hours to continue the reaction. Reaction proceed to the point at which the acid value reach to below than 4 mg KOH/gr resin, then mixture is cooled to 80 °C.

4.2.3. Preparation of polyester polyol (Intermediate A)

14.3 gr of PA, 23.1 gr of IA and 11.55 gr of BZA, 0.66 gr of MA, 7.15 gr of DCOFA, 0.02 gr of DBTO and 0.02 gr of TPP are charged to flask and the reaction is carried out at a temperature of about 175-240° C, preferably 190-235° C. and it is continued until the acid value reach to below than 10 mg KOH/gr resin, then mixture is cooled to 80 °C.

4.2.4. Preparation of final polyester polyol modified with Poly (2-HEMA-co-styrene) in the presence of TBPB (Intermediate B)

25 gr of 2-HEMA, 20 gr of styrene, and 4 gr of TBPB are mixed at room temperature and charged to a dropping funnel. Then contents of the funnel were added slowly into the reaction mixture at 130 degrees over 2 hours in the reflux condition. mixture is then cooled to 50 °C. In the next step add 59 gr of iso butyl acetate as solvent to make 70% solution of polyester polyol.

4.2.5. Physical and spectral data of polyester polyol

Table 1. Physical data in liquid state at 25°C

Entry	Properties	Unit	Value	Test method	Ref
1	Appearance	----	Transparent	----	
2	Color	Gardner	1	ASTM D-1544-98	[56]
3	Viscosity	CPs	750	ISO 2555:2000	[57]
4	Acid number	mgKOH/g	10	ASTM D-1639	[58]
5	Solid content	% weight	67.2	ASTM D-1259	[59]

^a (Brookfield RV, #3 60 rpm, 25 °C)

FT-IR (KBr), ν , cm^{-1} : 3400 (O-H), 1736 (C=O), 1353 (C-H, sp³). ¹H NMR (300 MHz, DMSO-d₆), δ , ppm: 0.50-1.10 (m, 25H), 1.27 (bro. s, 3H, OH), 1.85 (s, 6H), 2.04 (bro. s, 2H), 3.12-3.31, (m, 14H), 3.64-4.19 (m, 13H), 4.68 (bro. s, 2H), 4.96 (bro. s, 3H), 6.43-6.60 (m, 6H), ¹³C NMR spectrum (75 MHz, DMSO-d₆), δ , ppm: 164.4, 164.1, 133.9, 133.8, 133.6, 70.5, 69.7, 66.8, 64.3, 63.9, 63.3, 52.1, 31.1, 29.5, 24.2, 20, 16.5, 16.3.

4.2.6. Preparation of polyurethane

To make a two-part polyurethane coating using polyester resin, first mix the resin with a poly isocyanate (Desmodur E14) according to the manufacturer's instructions. Then, add any desired pigments or additives to the mixture and stir thoroughly. Apply the mixture to the surface using a brush or roller, making sure to spread it evenly and avoid any bubbles or drips. Allow the first coat to dry completely before applying a second coat, if necessary. Once the final coat is dry, sand lightly and polish if desired for a smooth finish.

References

1. Yan Q., Lin Z., Lin X., and Fang, C. (2018) Preparation and characterization of high initial bonding strength reactive hot melt polyurethane adhesive derived from phthalate polyester polyols. *J. Adhes. Sci.*, 32(20), 2282-2297. (DOI: 10.1080/01694243.2018.1471841).
2. Luo X., and Li, Y. (2014) Synthesis and characterization of polyols and polyurethane foams from PET waste and crude glycerol. *J. Polym. Environ.*, 22(3), 318–328. (DOI: 10.1007/s10924-014-0649-8).
3. Kong X., Liu G., Qi H., and Curtis, J. M. (2013) Preparation and characterization of high-solid polyurethane coating systems based on vegetable oil derived polyols. *Prog. Org.*, 76(9), 1151–1160. (DOI: 10.1016/j.porgcoat.2013.03.019).
4. Kumari S., Mishra A. K., Chattopadhyay D. K., and Raju K. V. S. N. (2007) Synthesis and characterization of hyperbranched polyesters and polyurethane coatings. *J. Polym. Sci.*, 45(13), 2673–2688. (DOI: 10.1002/pola.22022).
5. Ang K. P., Lee C. S., Cheng S. F., and Chuah C. H. (2014) Synthesis of palm oil-based polyester polyol for polyurethane adhesive production. *J. Appl. Polym. Sci.*, 131(6). (DOI: 10.1002/app.39967).
6. Moghadam P. N., Yarmohamadi M., Hasanzadeh R., and Nuri S. (2016) Preparation of polyurethane wood adhesives by polyols formulated with polyester polyols based on castor oil. *Int. J. Adhes.*, 68, 273–282. (DOI: 10.1016/j.ijadhadh.2016.04.004).
7. Zhang J., Tu W., and Dai Z. (2012) Synthesis and characterization of transparent and high impact resistance polyurethane coatings based on polyester polyols and isocyanate trimers. *Prog. Org.*, 75(4), 579–583. (DOI: 10.1016/j.porgcoat.2012.05.005).
8. Furtwengler P., Matadi Boumbimba R., Sarbu A., and Avérous L. (2018) Novel rigid polyisocyanurate foams from synthesized biobased polyester polyol with enhanced properties. *ACS Sustain. Chem. Eng.*, 6(5), 6577-6589. (DOI: 10.1021/acssuschemeng.8b00380.s001).
9. Awasthi S., and Agarwal D. (2010) Preparation and characterisation of polyurethane coatings based on polyester polyol. *Pigm. Resin. Technol.*, 39(4), 208-213. (DOI: 10.1108/03699421011055518).
10. Tyagi G., Singhal A., Routroy S., Bhunia D., and Lahoti M. (2020) A review on sustainable utilization of industrial wastes in radiation shielding concrete. *Mater. Today: Proc.*, 32, 746-751. (DOI: 10.1016/j.matpr.2020.03.474).
11. Kattiyaboot T., and Thongpin, C. (2016) Effect of natural oil based polyols on the properties of flexible polyurethane foams blown by distilled water. *Energy Procedia*, 89, 177-185. (DOI: 10.1016/j.egypro.2016.05.024).
12. Yuvaraj L., Jeyanthi S., and Babu M. L. (2018) Sound absorption analysis of castor oil based polyurethane foam with natural fiber. *Mater. Today: Proc.*, 5(11), 23534-23540. (DOI: 10.1016/j.matpr.2018.10.141).
13. Akindoyo J. O., Beg M., Ghazali S., Islam M. R., Jeyaratnam N., and Yuvaraj A. R. (2016) Polyurethane types, synthesis and applications—a review. *Rsc Advances*, 6(115), 114453-114482. (DOI: 10.1039/c6ra14525f).
14. Zhang J., Tu W., and Dai Z. (2013) Transparent polyester polyol-based polyurethane coatings: the effect of alcohols. *JCTR*, 10, 887-895. (DOI: 10.1007/s11998-013-9527-x).
15. Kumar S., Dwivedi V. K., and Dwivedi S. P. (2021) Waste material produced from industry and its utilization in development of green composite material: a review. *Mater. Today: Proc.*, 43, 490-496. (DOI: 10.1016/j.matpr.2020.12.021).

16. Ismail E. A., Motawie A. M., and Sadek E. M. (2011) Synthesis and characterization of polyurethane coatings based on soybean oil–polyester polyols. *Egypt. J. Pet.*, 20(2), 1-8. (DOI: 10.1016/j.ejpe.2011.06.009)
17. Marrs K. D. (2018) Bio-Based Polyurethanes-A Computational and Experimental Study. In Proceedings of the 8th Visegrad Symposium on Structural Systems Biology, Lucenec, Slovakia.
18. Kubitza W. (1992) Water Based Two-Pack Polyurethane Paints. *J. Oil Color Chem. Assoc.*, 75, 340–347.
19. Shoaker S. H. (1990) Two-Component Osopolyester Urethane Coatings for Plastics. *J. Coat. Technol.*, 62(787), 49-55.
20. Gregorovich B. V., and Hazan, I. (1994) Environmental etch performance, and scratch and mar of automotive clearcoats. *Prog. Org.*, 24(1–4), 131–146. (DOI: 10.1016/0033-0655(94)85011-9).
21. Vessot S., Andrieu J., Laurent P., Galy J., and Gérard J. F. (1998) Air convective drying and curing of polyurethane-based paints on sheet molding compound surfaces. *JCTR*, 70(7), 67–76. (DOI: 10.1007/bf02720517).
22. Hegedus C. R., Pulley D. F., Spadafora S. J., Eng A. T., and Hirst D. J. (1989) A review of organic coating technology for U. S. naval aircraft. *Journal of Coatings Technology*, 61(778), 31-44.
23. Chattopadhyay A. K., and Zentner R. (1990) Aerospace and Aircraft Coatings. Federation of Societies for Coatings Technology, Philadelphia
24. Sanders H., and Frish C. K. (1962) Polyurethanes Chemistry and Technology. Part I. Chemistry. Wiley, New York.
25. Gite V. V., Kapadi U. R., and Hundiwale, D. G. (2003) Polyurethane coatings: An overview. *Paintindia*, 53(9), 47-58.
26. Krol P. (2007). Synthesis methods, chemical structures and phase structures of linear polyurethanes. Properties and applications of linear polyurethanes in polyurethane elastomers, copolymers and ionomers. *Prog. Mater. Sci.*, 52(6), 915–1015. (DOI: 10.1016/j.pmatsci.2006.11.001).
27. Islam M. R., Beg M. D. H., and Jamari S. S. (2014) Development of vegetable-oil-based polymers: ARTICLE. *J. Appl. Polym. Sci.*, 131(18). (DOI: 10.1002/app.40787).
28. Delebecq E., Pascault J.-P., Boutevin B., and Ganachaud, F. (2013) On the versatility of urethane/urea bonds: reversibility, blocked isocyanate, and non-isocyanate polyurethane. *Chem. Rev.*, 113(1), 80–118. (DOI: 10.1021/cr300195n).
29. Silva A. L., and Bordado, J. C. (2004) Recent developments in polyurethane catalysis: Catalytic mechanisms review. *Catal Rev Sci Eng*, 46(1), 31–51. (DOI: 10.1081/cr-120027049).
30. Ruiduan L., Ling L., Yanjie L., Ben W., Jia Jun Y., and Jibo Z. (2018) Research progress of Amine catalysts for polyurethane. *Top. Chem. Mater. Eng.* (DOI: 10.26480/icnmim.01.2018.54.57).
31. Hepburn C. (1991) Polyurethane elastomers. Elsevier, London.
32. Oertel G. (1985) Polyurethane handbook. Hanser Publishers, Munich.
33. Sundang M., Nurdin N. S., Saalah S., Singam Y. J., Al Edrus S. S. O., Ismail N. M., Sipaut C. S., and Abdullah L. C. (2022) Synthesis of Jatropha-oil-based polyester polyol as sustainable biobased material for waterborne polyurethane dispersion. *Polym.*, 14(18), 3715. (DOI: 10.3390/polym14183715).
34. Mishra A. K., Valodkar M. C., Patel A. M., Sanchapara N. K., and Vaishnav P. B. (2023) Synthesis of Polyester Polyol from Cyclohexanone plant wash water. *Mater. Today: Proc.*, 77, 136–141. (DOI: 10.1016/j.matpr.2022.10.313).
35. Pan X., Tian Y., Li J., Tan Q., and Ren J. (2022) Bio-based polyurethane reactive hot-melt adhesives derived from isosorbide-based polyester polyols with different carbon chain lengths. *Chem. Eng. Sci.*, 264(118152), 118152. (DOI: 10.1016/j.ces.2022.118152).
36. Ngo D. M., Lee K., Ho L. N. T., Lee J., and Jung, H. M. (2022) Direct conversion of waste polyesters to low molecular weight polyols for polyurethane production. *Polym. Degrad.*, 205(110147), 110147. (DOI: 10.1016/j.polymdegradstab.2022.110147).
37. Dodangh F., Seyed Dorraji M. S., Rasoulifard M. H., and Ashjari H. R. (2020) Synthesis and characterization of alkoxy silane modified polyurethane wood adhesive based on epoxidized soybean oil polyester polyol. *Compos. B: Eng.*, 187(107857), 107857. (DOI: 10.1016/j.compositesb.2020.107857).
38. Xu Q., Lin J., and Jiang G. (2022) Synthesis, characterization and properties of soybean oil-based polyurethane. *Polym.*, 14(11), 2201. (DOI: 10.3390/polym14112201).
39. Oh J., Kim Y. K., Hwang S.-H., Kim H.-C., Jung J.-H., Jeon C.-H., Kim J., and Lim S. K. (2022) Synthesis of thermoplastic polyurethanes containing bio-based polyester polyol and their fiber property. *Polym.*, 14(10), 2033. (DOI: 10.3390/polym14102033).
40. Kunduru K. R., Hogerat R., Ghosal K., Shaheen-Mualim M., and Farah S. (2023) Renewable polyol-based biodegradable polyesters as greener plastics for industrial applications. *J. Chem. Eng.*, 459(141211), 141211. (DOI: 10.1016/j.cej.2022.141211).
41. Dai Z., Jiang P., Lou W., Zhang P., Bao Y., Gao X., Xia J., and Haryono A. (2020) Preparation of degradable vegetable oil-based waterborne polyurethane with tunable mechanical and thermal properties. *Eur. Polym. J.*, 139(109994), 109994. (DOI: 10.1016/j.eurpolymj.2020.109994).
42. Paraskar P. M., Prabhudesai M. S., Hatkar V. M., and Kulkarni R. D. (2021) Vegetable oil based polyurethane coatings – A sustainable approach: A review. *Prog. Org.*, 156(106267), 106267. (DOI: 10.1016/j.porgcoat.2021.106267).
43. Garrison T. F., Kessler M. R., and Larock R. C. (2014) Effects of unsaturation and different ring-opening methods on the properties of vegetable oil-based polyurethane coatings. *Polym.*, 55(4), 1004–1011. (DOI: 10.1016/j.polymer.2014.01.014).

44. Lang K., Sánchez-Leija R. J., Gross R. A., and Linhardt R. J. (2020) Review on the impact of polyols on the properties of bio-based polyesters. *Polym*, 12(12), 2969. (DOI: 10.3390/polym12122969).
45. Nyquist R. A. (2001) Chapter 4-Alkenes and Other Compounds Containing C= C Double Bonds. *Interpreting Infrared, Raman, and Nuclear Magnetic Resonance Spectra*, 55-91.
46. Colthup N. (2012) *Introduction to infrared and Raman spectroscopy*. Elsevier.
47. Gnanasambandam R., and Proctor A. J. F. C. (2000) Determination of pectin degree of esterification by diffuse reflectance Fourier transform infrared spectroscopy. *Food chem*, 68(3), 327-332. (DOI: 10.1016/s0308-8146(99)00191-0).
48. De Smet D., Verjans J., and Vanneste M. (2022) Selective Solvolysis of Bio-Based PU-Coated Fabric. *Polym*, 14(24), 5452. (DOI: 10.3390/polym14245452).
49. Milic J., Teraoka I., and Petrovic Z. S. (2012) Solution properties of biobased hyperbranched polyols investigated by multiple-detection size exclusion chromatography. *J. Appl. Polym. Sci*, 125(S2), 586-594. (DOI: 10.1002/app.36800).
50. Bovey F. A., Mirau P. A., and Gutowsky, H. S. (1988) *Nuclear magnetic resonance spectroscopy*. Elsevier.
51. Petrović Z. S., Zavargo Z., Flynn J. H., and Macknight W. J. (1994) Thermal degradation of segmented polyurethanes. *J. Appl. Polym. Sci*, 51(6), 1087-1095. (DOI: 10.1002/app.1994.070510615).
52. Levchik S. V., and Weil E. D. (2004) Thermal decomposition, combustion and fire-retardancy of polyurethanes—a review of the recent literature. *Polym Int*, 53(11), 1585-1610. (DOI: 10.1002/pi.1314).
53. Chrissafis K., Paraskevopoulos K. M., and Bikiaris D. N. (2006) Thermal degradation kinetics of the biodegradable aliphatic polyester, poly (propylene succinate). *Polym. Degrad. Stab*, 91(1), 60-68. (DOI: 10.1016/j.polymdegradstab.2005.04.028).
54. Aoyagi Y., Yamashita K., and Doi Y. (2002) 3-hydroxybutyrate], poly [ϵ -caprolactone], and poly [(S)-lactide]. *Polym. Degrad. Stab*, 76(1), 53-59. (DOI: 10.1016/s0141-3910(01)00265-8).
55. Kong X., and Narine S. S. (2007) Physical properties of polyurethane plastic sheets produced from polyols from canola oil. *Biomacromolecules*, 8(7), 2203-2209. (DOI: 10.1021/bm070016i).
56. ASTM D1544-04 (2018). Standard Test Method for Color of Transparent Liquids (Gardner Color Scale). Annual Book of Standards.
57. ISO 2555: (2018). Plastics — Resins in the liquid state or as emulsions or dispersions Determination of apparent viscosity using a single cylinder type rotational viscometer method.
58. ASTM D1639-90 (1996) standard test method for acid value of organic coating materials Annual Book of Standards.
59. ASTM D1259-06 (2018) Standard test methods for nonvolatile content of resin solutions Annual Book of Standards.



© 2024 by the authors; licensee Growing Science, Canada. This is an open access article distributed under the terms and conditions of the Creative Commons Attribution (CC-BY) license (<http://creativecommons.org/licenses/by/4.0/>).