

A survey on application of MOFs in chemistry

Seyed Jafar Sadjadi^{a*} and M. Reza Naimi-Jamal^b

^aDepartment of Industrial Engineering, Iran University of Science and Technology, Tehran, Iran

^bDepartment of Chemistry, Iran University of Science and Technology, Tehran, Iran

CHRONICLE

Article history:

Received January, 2019
Received in revised form
February 25, 2019
Accepted March 15, 2019
Available online
March 15, 2019

Keywords:

Chemistry
Scientometrics
Bibliography
Metal–organic frameworks
(MOFs)

ABSTRACT

Metal–organic frameworks (MOFs) are combinations of metal ions or clusters accommodated to organic ligands to shape different dimensional structures. MOFs are considered as a subclass of coordination polymers, with the possible characteristics that they are normally porous. The metals are considered to offer flexible, co-ordination environment under virtually various topologies. Besides, because of the usual liability of metal complexes, the shape of the coordination bonds between the metal ions and the organic linkers can be reversible and this helps the rearrangement of metal ions and organic linkers through the process of polymerization to give highly ordered framework structures. The study has indicated that MOFs has maintained extensive applications in Biological imaging and sensing, Drug delivery systems, Methane storage, Semiconductors, Bio-mimetic mineralization, Carbon capture, Desalination/ion separation, Water vapor capture and Ferroelectrics and Multiferroics. This paper presents a scientometrics study on 1273 papers published articles, books, patents, *etc.* indexed in Web of Science database over the period 2001-2019. The study presents the most popular keywords used in the literature, determines the network of scientific scholars and discusses the clusters of keywords used for different surveys. The results indicate that metal-organic frameworks and zeolitic imidazolate frameworks are two keywords considered as motor keywords in MOFs studies.

© 2019 by the authors; licensee Growing Science, Canada.

1. Introduction

Metal–organic frameworks (MOFs) have attracted much attention in different aspects of chemistry, since their first report in 1995 by Yaghi *et al.*¹. They are combinations of metal ions or clusters accommodated to organic ligands to shape different dimensional structures. MOFs are considered as a subclass of coordination polymers, with the possible characteristics that they are normally porous¹⁻¹⁰. The metals are considered to offer flexible, co-ordination environment under virtually various topologies¹¹⁻²⁰. Besides, because of the usual liability of metal complexes, the shape of coordination bonds between the metal ions and the organic linkers can be reversible and this helps the rearrangement of metal ions and organic linkers through the process of formation to give a highly ordered framework structure. MOFs are normally formed under solvothermal or hydrothermal conditions in pure *N,N*-diethylformamide or *N,N*-dimethylformamide implemented as solvents. The organic linker molecules react with metal salts and generates 3D metal-organic networks²¹⁻⁵⁰. **Fig. 1** demonstrates a typical MOFs structure.

* Corresponding author. Tel: +98-912-1880060
E-mail address: sjsadjadi@iust.ac.ir (S. J. Sadjadi)
© 2019 by the authors; licensee Growing Science, Canada
doi: 10.5267/j.ccl.2019.003.001

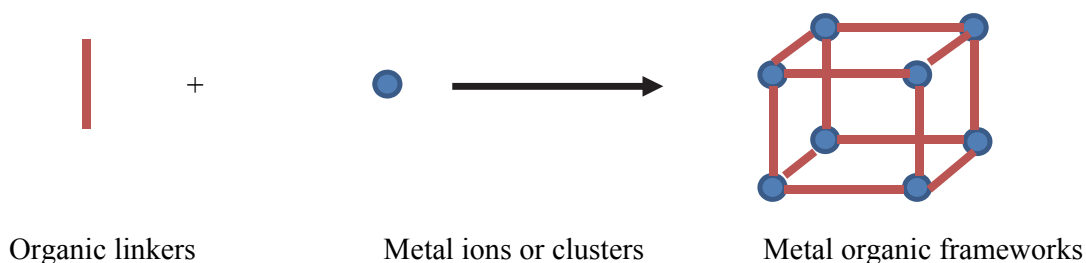


Fig. 1. The structure of a typical MOFs structure

Metal ions include void orbital's which describes their coordination number with size and shape of pores by prescribing how many ligands have to bind to the metal and plays as the secondary building units to build open crystalline frameworks with enduring porosity⁵¹⁻⁷⁰. The organic units are di or tri organic amines, carboxylates, amylates, *etc.* and once connected to metal-containing units, result architecturally robust crystalline MOF structures with some special porosity, generally bigger than 50% of the MOF crystal volume. They have been determined as a class of "porous polymeric materials" including metal ions combined with organic bridging ligands, and they have become a new development on the interface between materials science and molecular coordination chemistry⁷¹⁻¹²⁰. MOFs have been extensively used in different industries such as drug industries, medical devises, gas storage, sensors, *etc.* MOFs applications in the area of biomedical science have also been extensively explored. The preliminary investigations of MOFs in this field demonstrate a promising role for biomedical tools. Stability and the toxicology of the material are considered as the main challenges which ought to be investigated when MOFs are applied in this area. Since a significant number of MOFs have been synthesized to date, it is hard to make a conclusion on the stability of the MOFs. For example, MIL (Fe-MOFs) family has been considered as a unique one for the purpose of storage of biologically essential molecules. The imaging and drug components have to be directly included into the MOFs either as metal-connecting points or as bridging ligands when we perform the MOF synthesis¹²⁰⁻¹⁹⁹. Medical imaging such as MRI depends entirely on big doses of contrast agents to substantiate between normal and diseased tissues. MOFs are biodegradable and their high porosity makes them suitable for targeted delivery of entrapped agents. MOFs have also the capability to resolve different challenges of selectivity that plague other sensor instances and form the basis of strongly-sensitive and compact sensing devices. MOFs maintain some special characteristics, for instance, mesoporous MOFs MIL-100 and MIL-101 adsorb significant amounts of CO₂ and CH₄⁸⁻¹¹.

Furukawa et al.² is believed as one of the best known studies on the applications of MOFs in different industries. They performed a review on the structures devised and explained the design strategies which help groups of materials be synthesized and modified with almost the same framework topology but different in pore type and size of functional families present on the linkers². Ockwig et al.^{2,30} analyzed the structures of all 1127 three-periodic extended MOFs existed in the Cambridge Structure Database and determined their underlying topology. Tranchemontagne et al.^{4,22,31,126} provided an essential review of transition-metal carboxylate clusters which could serve as secondary building units (SBUs) towards construction and synthesis of MOFs. Rosi et al.^{5,100} presented the benefits of the idea of rod secondary building units for the design and synthesis of MOFs. Henninger et al.^{43,96} discussed the applications of MOFs as adsorbents for low temperature heating and cooling tools. According to Fromm et al.⁴⁴, "Alkali and alkaline earth metal cations are recognized for their ionic chemistry in aqueous medium, and a varying coordination number, based on the size of the binding partners as well as on electrostatic interactions between the ligands and the metal ions. This makes the strategic synthesis of coordination polymer networks with these metal ions a challenge and explains why few systematic results in the generation of metal-organic frameworks (MOFs) are found in the literature". They presented a comprehensive review on some results in the field, bringing together the systematic approaches with results obtained by serendipity, to provide an overview on current and future works which could be

accomplished. Papaefstathiou and MacGillivray⁴⁴ shed light on the design and synthesis of cavity-containing and porous MOFs with emphasis on techniques, which helps the functionalization of interior void spaces with organic groups. They also discussed a class of MOFs, recognized as inverted IMOFs, which enables organic functionalization using principles of supramolecular chemistry. According to Keskin and Kızılel^{26,46}, we see a growth on studies associated with MOFs in a numerous applications in chemical engineering, chemistry, and materials science, including gas storage, gas separation, catalysis and also biomedical applications. There has been a substantial progress of implementing MOFs as a platform in biomedical applications because of their high drug loading capacity, biodegradability, and versatile functionality. Keskin and Kızılel^{26,46} explained substantial potentials of MOFs for development and implications in biomedical applications by explaining issues including stability, toxicology, and biocompatibility. Wang and Cohen^{7,32,77} investigated the modification of MOFs in a postsynthetic scheme, where it is modified with chemical reagents with conservation of the lattice structure. Farha and Hupp⁸ showed the rapid separation of desired MOFs from crystalline and amorphous contaminants cogenerated during synthesis according to their various densities. They also described the mild and effective activation of initially solvent-filled pores with supercritical carbon dioxide, resulting usable channels and high internal surface areas.

The study has indicated that MOFs has maintained extensive applications in Biological imaging and sensing, Drug delivery systems, Methane storage, Semiconductors, Bio-mimetic mineralization, Carbon capture, Desalination/ion separation, Water vapor capture and Ferroelectrics and Multiferroics. This paper presents a bibliographical survey on development of MOFs applications in different industries. The study has extracted 1273 records of information indexed in Web of Science and analyzed them using a scientometrics tools named Biblioshiny in R-software package. The study also reviews some the highly cited articles and discuss future trends based on the information collected from the software.

2. The bibliographic study

2.1. The themes in reviewed articles

The search of articles on the Web of Science database has been accomplished with a keyword “MOFs in chemistry” and there were 1273 articles, patents, books, proceeding, etc. associated with the keyword. The purpose of this study was to do search on highly cited references in this area. **Table 1** demonstrates some of the most cited references associated with the application of MOFs applications in chemistry. As we can observe from the results of Table 1, chemistry, design, MOFs, coordination polymers and adsorption are some of the well-recognized keywords used in the literature. **Fig. 2** presents the factorial analysis of the survey and as we can observe there are two groups of words used in this survey among researchers.

Table 1

The most popular keywords used in studies associated with mesoporous materials

Words	Occurrences	Words	Occurrences
chemistry	601	pore-size	39
design	340	clusters	37
metal-organic frameworks	264	nets	37
coordination polymers	251	units	34
adsorption	173	growth	33
complexes	157	frameworks	32
hydrogen storage	145	methane storage	32
MOFs	131	construction	31
separation	108	single-crystal	31
crystal-structures	99	thin-films	31
zeolitic imidazolate frameworks	90	hydrogen	30
Storage	89	catalysts	29
crystal-structure	83	exchange	29
networks	78	MOF	29

Words	Occurrences	Words	Occurrences
catalysis	77	porosity	29
carbon-dioxide	76	solid-state	29
secondary building units	74	temperature	29
building-blocks	67	CO ₂	28
magnetic-properties	67	crystal	28
porous coordination polymers	65	molecular-dynamics simulations	28
topology	62	oxidation	28
molecules	61	coordination	27
solids	61	functional-groups	27
sorption	61	porous materials	27
metal-organic framework	60	surface	27
network	60	gas-adsorption	26
ligands	59	heterogeneous catalysts	26
polymers	57	porous solids	26
coordination polymer	56	organic frameworks	25
reticular chemistry	56	porous coordination polymer	25
stability	56	postsynthetic modification	25
acid	53	adsorption properties	24
ligand	52	architectures	23
functionalization	50	performance	23
surface-area	48	capture	22
water	48	complex	22
carbon-dioxide capture	47	room-temperature	22
hydrothermal synthesis	47	asymmetric catalysis	20
sorption properties	47	functionality	20
crystals	46	self-assembled monolayers	20
nanoparticles	46	efficient	19
sites	43	hydrogen adsorption	19
building units	40	MOF-5	19
drug-delivery	40		

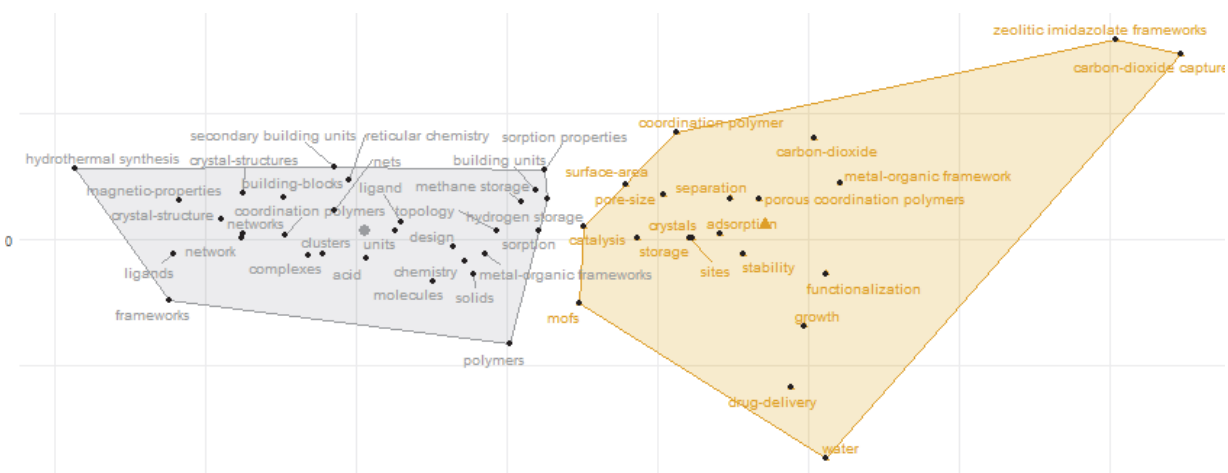


Fig. 2. Factorial analysis

2.2. Country Scientific Production

Fig. 3 presents the distribution of scientific production by various countries and as we can observe, the largest scientific productions are associated with United States and China. In other words, 1143 works which represent nearly 90% of the published scientific works have been accomplished in United States and China.

Country Scientific Production

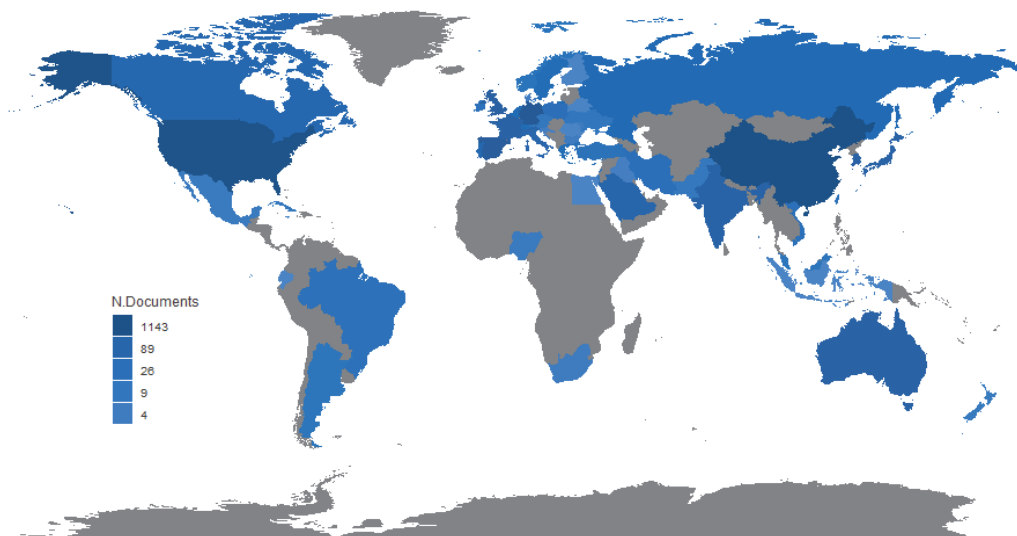


Fig. 3. Country Scientific Production

2.3 Corresponding author's country

Our survey demonstrates that researchers from the United States and China have maintained the most contribution in this field followed by the researchers from Germany, India and France. **Fig. 4** shows the details of our survey. Moreover, we see a good collaboration between most countries with other countries.

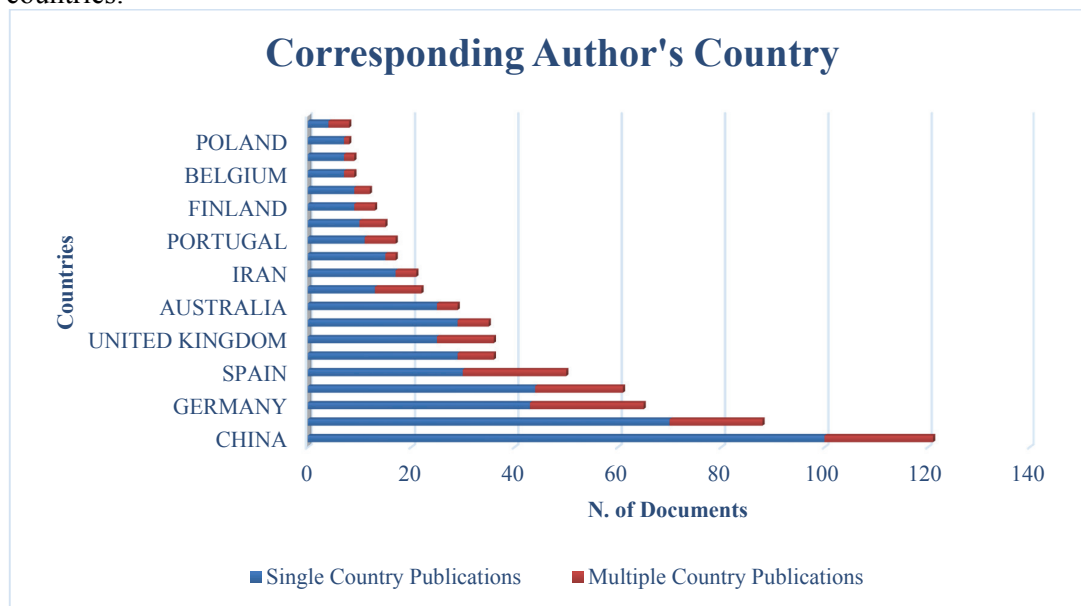


Fig. 4. Corresponding author's country

2.4. The frequency distribution of sources

In this research, most articles from the sources shown in **Fig. 5** are CrystEngComm with 106 articles followed by J. Am. Chem. Soc. with 105 articles.

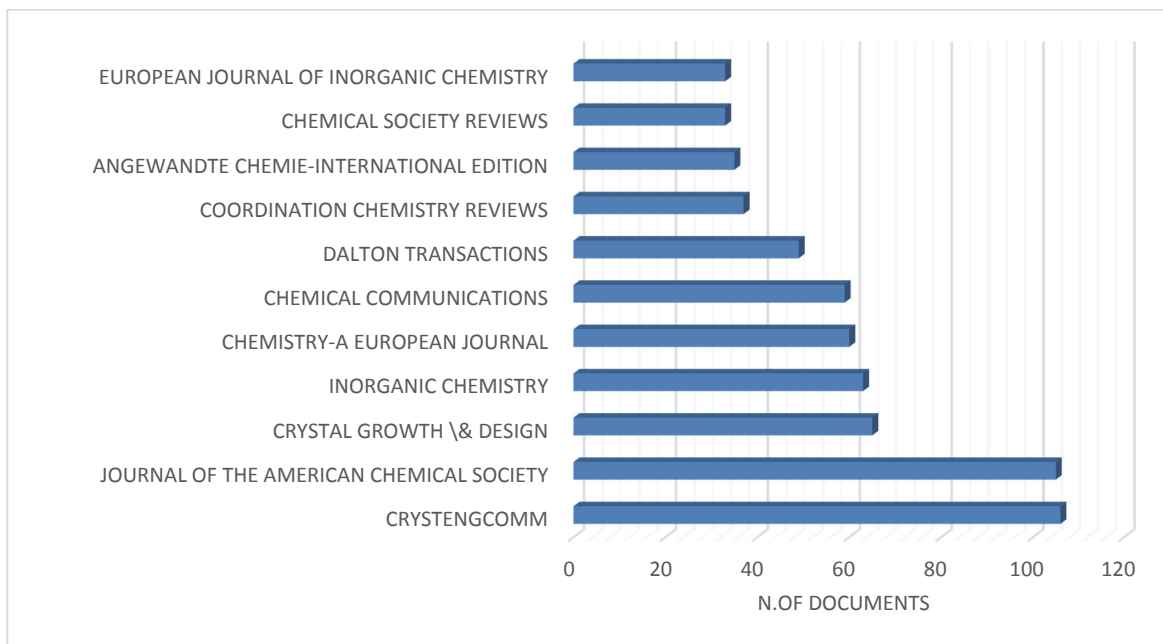


Fig. 5. Most Relevant Source

2.5. Collaboration network

Fig. 6 shows the Author's Collaboration Network and we can observe that different groups of four or five people have executed extensive works in the area of MOFs.




Fig. 6. Author's Collaboration Network

2.5. Cluster classification

As we can observe from the results of **Fig. 7**, there are two clusters associated with application of MOFs in chemistry. The network in **Fig. 7** shows how two groups of people have performed various works over time.

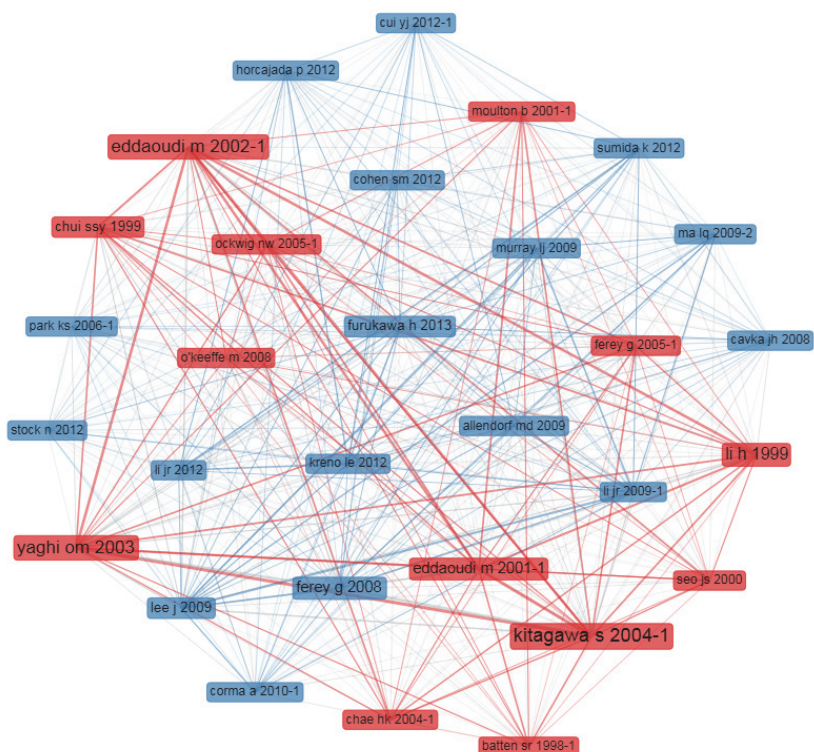


Fig. 7. Demographic of the clusters group of authors

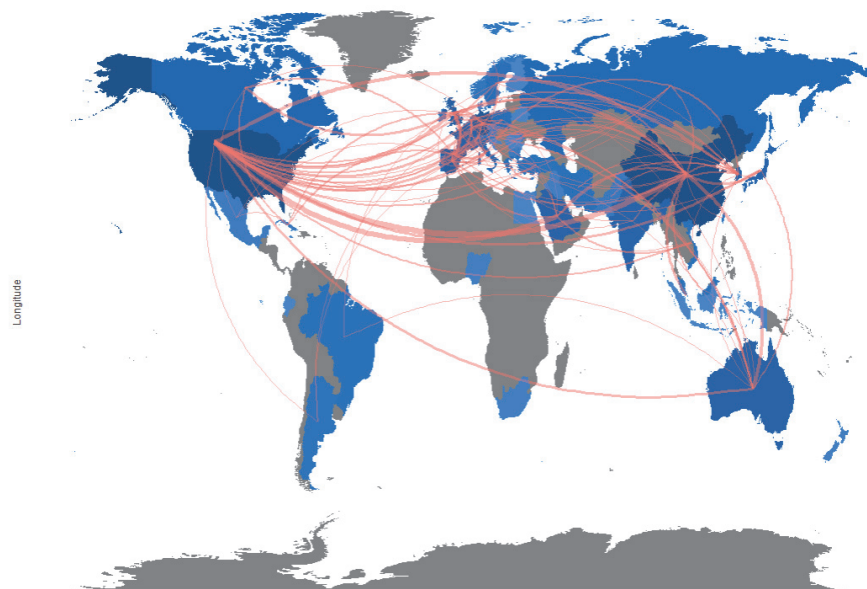


Fig. 8. Country Collaboration map

In terms of the average citation, papers published by researchers in Canada, Australia, and France have received the highest citations. **Fig. 8** shows the results of the collaborations among various countries.

As we can observe from the results of **Fig. 8**, there were some strong collaborations between the researchers in the United States from one side and other countries such as Australia and China. **Fig. 9** demonstrates how many articles have been written by the authors with the highest number of articles during the time, and how many citations each one received. The size of each circle shows the number of articles and the amount of boldness of the circles represents the number of citations in that year. Also, **Fig. 10** shows that metal-organic framework has become the most important keyword used in the literature.

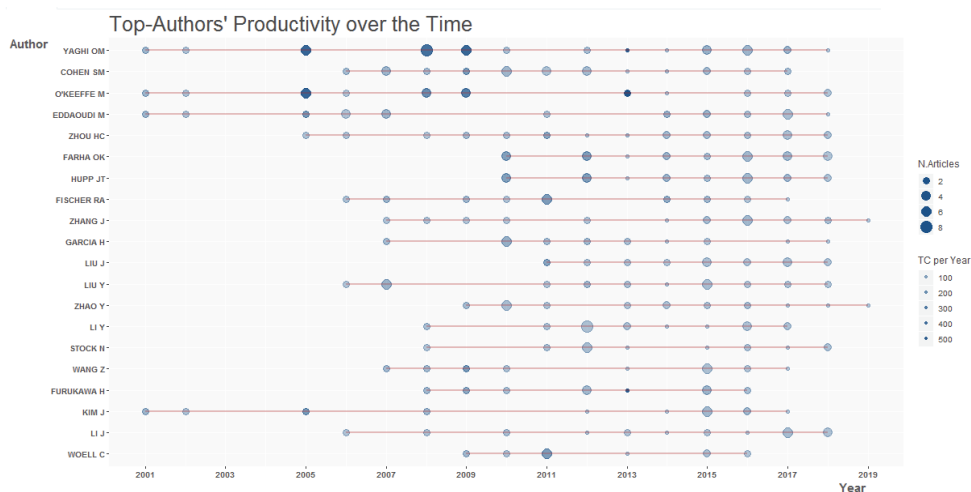


Fig. 9. Top-Authors' productivity over the time

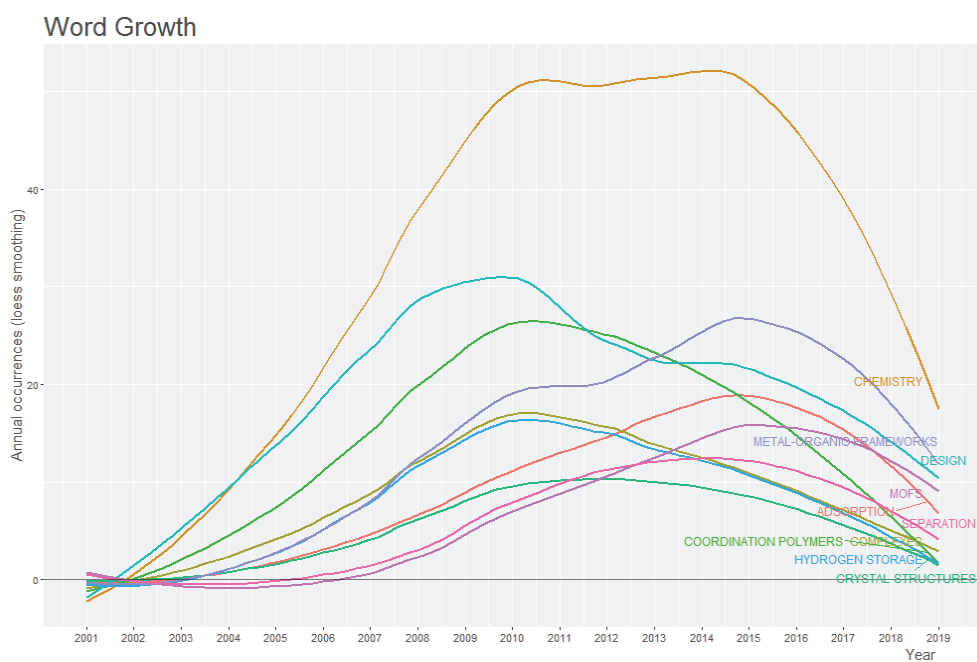


Fig. 10. The trend on Word growth

2.6. Thematic map

Co-word analysis draws clusters of keywords considered as themes. In the strategic diagram presented in **Fig. 11** the vertical axis measures the density – i.e., the strength of the internal links within a cluster represented by a theme –, and the horizontal vertical axis the centrality – i.e. the strength of the links between the theme and other themes in the map.

Thematic map is a very intuitive plot and we can analyze themes according to the quadrant in which they are placed²⁰¹⁻²⁰⁴:

- (Q1) upper-right quadrant: motor-themes;
- (Q2) lower-right quadrant: basic themes;
- (Q3) lower-left quadrant: emerging or disappearing themes;
- (Q4) upper-left quadrant: very specialized/ niche themes.

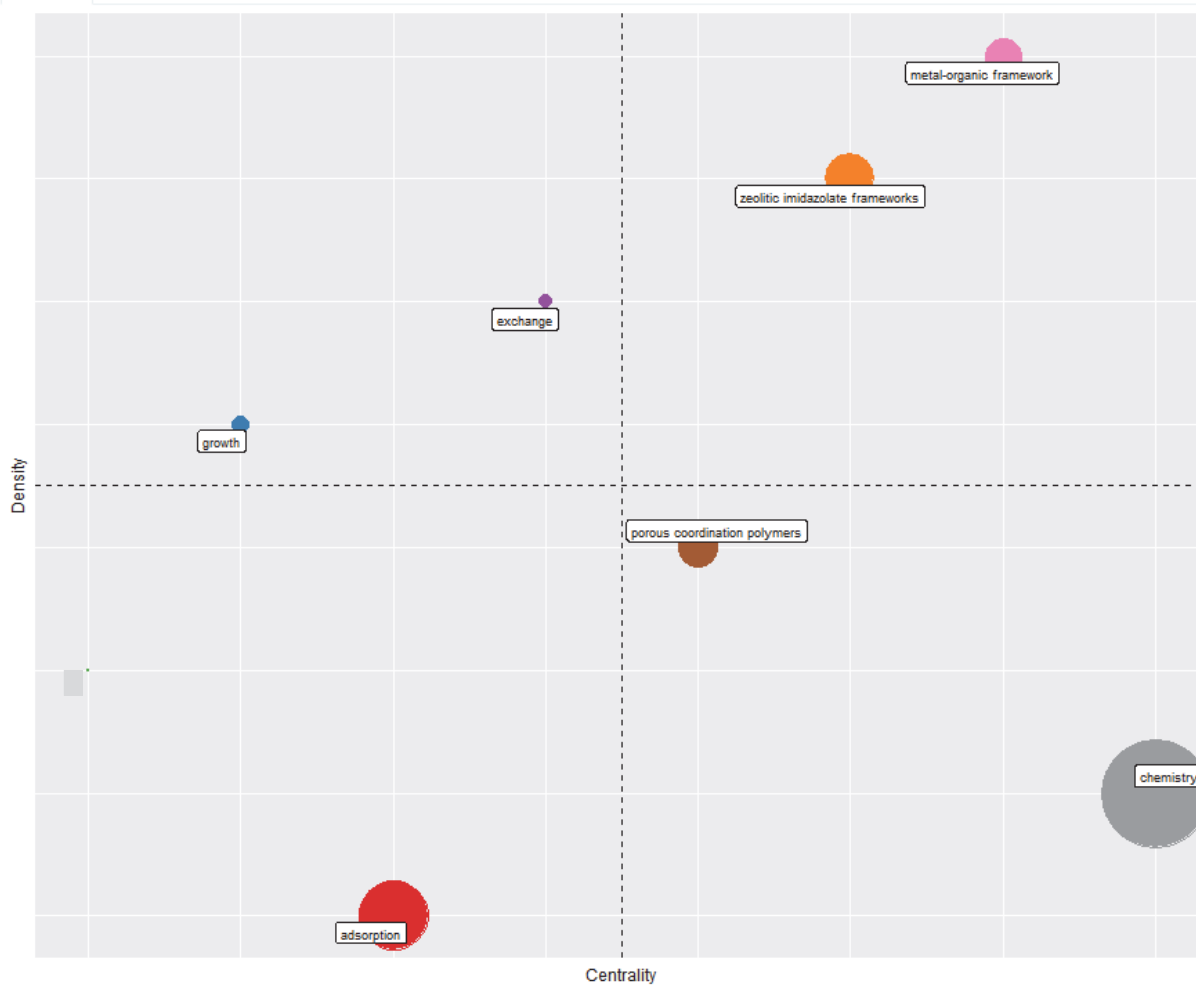


Fig. 11. Thematic Map

Hence, the themes with the highest internal coherence and closest relationship to other themes appear in the first quadrant (the upper right part of the graph) which includes metal-organic framework and zeolitic imidazolate frameworks and these two keywords are considered as motor keywords in MOFs related studies. In the second quarter, porous coordination polymers and chemistry play the basic role for scientific development. Themes in this quadrant are important for a research field but are not developed and they are considered as emerging areas of research.

2.7. Intellectual Structure, Historiographic

The historiographic map is a graph proposed by E. Garfield to represent a chronological network map of the most relevant direct citations resulting from a bibliographic collection. The citation network

technique does provide the scholar with a new modus operandi which may significantly affect future historiography. The results of citation cooperation is given in Fig. 12.

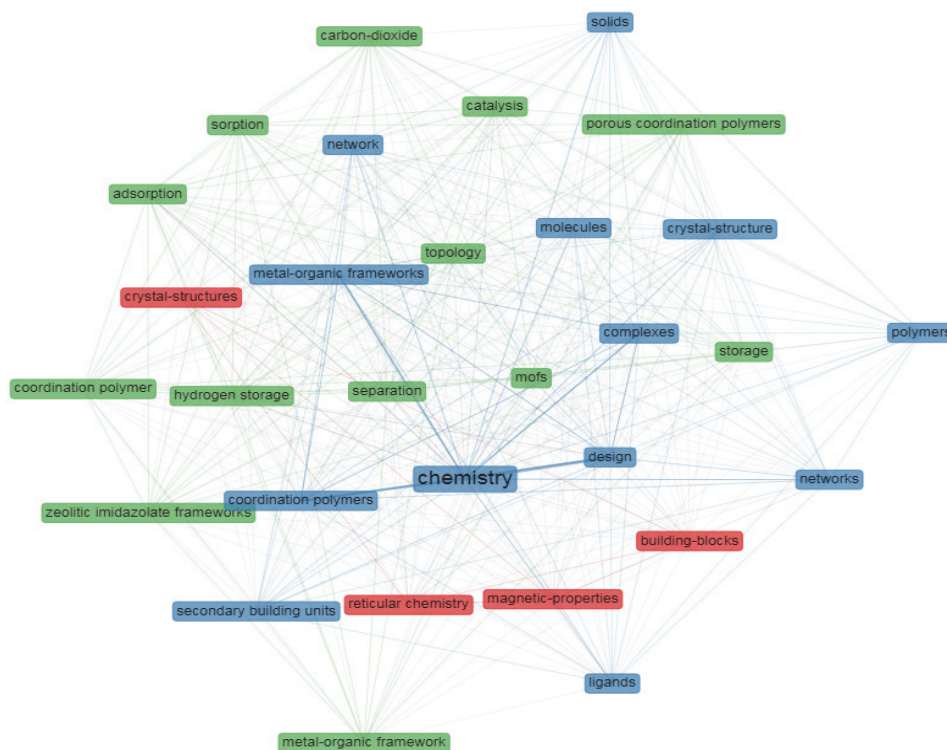


Fig. 12. Historical direct citation network

3. Conclusion

This study has attempted to provide a preliminary review of the scientific studies between 1980 to the second month of 2019 on MOFs in chemistry. The study has indicated that MOFs has maintained extensive applications in Biological imaging and sensing, Drug delivery systems, Methane storage, Semiconductors, Bio-mimetic mineralization, Carbon capture, Desalination/ion separation, Water vapor capture and Ferroelectrics and Multiferroics. The study shed light on some of the most popular keywords implemented in the literature, determined the network of scientific scholars and discussed the clusters of keywords used for various surveys. The results have indicated that metal-organic framework and zeolitic imidazolate frameworks were two keywords considered as motor keywords in MOFs studies.

References

1. Yaghi, O. M., Li, G., & Li, H. (1995). Selective binding and removal of guests in a microporous metal-organic framework. *Nature*, 378(6558), 703.
2. Furukawa, H., Cordova, K. E., O'Keeffe, M., & Yaghi, O. M. (2013). The chemistry and applications of metal-organic frameworks. *Science*, 341(6149), 1230444.
3. Ockwig, N. W., Delgado-Friedrichs, O., O'Keeffe, M., & Yaghi, O. M. (2005). Reticular chemistry: occurrence and taxonomy of nets and grammar for the design of frameworks. *Accounts Chem. Res.*, 38(3), 176-182.

4. Tranchemontagne, D. J., Mendoza-Cortés, J. L., O’Keeffe, M., & Yaghi, O. M. (2009). Secondary building units, nets and bonding in the chemistry of metal–organic frameworks. *Chem. Soc. Rev.*, *38*(5), 1257-1283.
5. Rosi, N. L., Kim, J., Eddaoudi, M., Chen, B., O’Keeffe, M., & Yaghi, O. M. (2005). Rod packings and metal–organic frameworks constructed from rod-shaped secondary building units. *J. Am. Chem. Soc.*, *127*(5), 1504-1518.
6. O’Keeffe, M., Peskov, M. A., Ramsden, S. J., & Yaghi, O. M. (2008). The reticular chemistry structure resource (RCSR) database of, and symbols for, crystal nets. *Accounts Chem. Res.*, *41*(12), 1782-1789.
7. Wang, Z., & Cohen, S. M. (2009). Postsynthetic modification of metal–organic frameworks. *Chem. Soc. Rev.*, *38*(5), 1315-1329.
8. Farha, O. K., & Hupp, J. T. (2010). Rational design, synthesis, purification, and activation of metal–organic framework materials. *Accounts Chem. Res.*, *43*(8), 1166-1175.
9. Llewellyn, P. L., Bourrelly, S., Serre, C., Vimont, A., Daturi, M., Hamon, L., ... & Hwa Jhung, S. (2008). High uptakes of CO₂ and CH₄ in mesoporous metal–organic frameworks mil-100 and mil-101. *Langmuir*, *24*(14), 7245-7250.
10. Kim, J., Chen, B., Reineke, T. M., Li, H., Eddaoudi, M., Moler, D. B., ... & Yaghi, O. M. (2001). Assembly of metal–organic frameworks from large organic and inorganic secondary building units: new examples and simplifying principles for complex structures. *J. Am. Chem. Soc.*, *123*(34), 8239-8247.
11. Britt, D., Furukawa, H., Wang, B., Glover, T. G., & Yaghi, O. M. (2009). Highly efficient separation of carbon dioxide by a metal-organic framework replete with open metal sites. *P. Natl. A. Sci.*, *106*(49), 20637-20640.
12. Shekhah, O., Liu, J., Fischer, R. A., & Wöll, C. (2011). MOF thin films: existing and future applications. *Chem. Soc. Rev.*, *40*(2), 1081-1106.
13. Schneemann, A., Bon, V., Schwedler, I., Senkowska, I., Kaskel, S., & Fischer, R. A. (2014). Flexible metal–organic frameworks. *Chem. Soc. Rev.*, *43*(16), 6062-6096.
14. Zhao, D., Timmons, D. J., Yuan, D., & Zhou, H. C. (2010). Tuning the topology and functionality of metal–organic frameworks by ligand design. *Accounts Chem. Res.*, *44*(2), 123-133.
15. An, J., Geib, S. J., & Rosi, N. L. (2009). High and selective CO₂ uptake in a cobalt adeninate metal–organic framework exhibiting pyrimidine-and amino-decorated pores. *J. Am. Chem. Soc.*, *132*(1), 38-39.
16. Aromí, G., Barrios, L. A., Roubeau, O., & Gamez, P. (2011). Triazoles and tetrazoles: Prime ligands to generate remarkable coordination materials. *Coordin. Chem. Rev.*, *255*(5-6), 485-546.
17. Spokoyny, A. M., Kim, D., Sumrein, A., & Mirkin, C. A. (2009). Infinite coordination polymer nano- and microparticle structures. *Chem. Soc. Rev.*, *38*(5), 1218-1227.
18. Wilmer, C. E., Leaf, M., Lee, C. Y., Farha, O. K., Hauser, B. G., Hupp, J. T., & Snurr, R. Q. (2012). Large-scale screening of hypothetical metal–organic frameworks. *Nature Chemistry*, *4*(2), 83.
19. Liu, Y., Eubank, J. F., Cairns, A. J., Eckert, J., Kravtsov, V. C., Luebke, R., & Eddaoudi, M. (2007). Assembly of metal–organic frameworks (MOFs) based on indium-trimer building blocks: a porous MOF with soc topology and high hydrogen storage. *Angew. Chem.*, *119*(18), 3342-3347.
20. Qiu, S., & Zhu, G. (2009). Molecular engineering for synthesizing novel structures of metal–organic frameworks with multifunctional properties. *Coordin. Chem. Rev.*, *253*(23-24), 2891-2911.
21. Shekhah, O., Wang, H., Kowarik, S., Schreiber, F., Paulus, M., Tolan, M., ... & Wöll, C. (2007). Step-by-step route for the synthesis of metal–organic frameworks. *J. Am. Chem. Soc.*, *129*(49), 15118-15119.
22. Britt, D., Tranchemontagne, D., & Yaghi, O. M. (2008). Metal-organic frameworks with high capacity and selectivity for harmful gases. *P. Natl. A. Sci.*, *105*(33), 11623-11627.
23. Hurd, J. A., Vaidhyanathan, R., Thangadurai, V., Ratcliffe, C. I., Moudrakovski, I. L., & Shimizu, G. K. (2009). Anhydrous proton conduction at 150 C in a crystalline metal–organic framework. *Nature chemistry*, *1*(9), 705.
24. Shimizu, G. K., Vaidhyanathan, R., & Taylor, J. M. (2009). Phosphonate and sulfonate metal organic frameworks. *Chem. Soc. Rev.*, *38*(5), 1430-1449.
25. Gu, Z. Y., Yang, C. X., Chang, N. A., & Yan, X. P. (2012). Metal–organic frameworks for Anal. Chem.: from sample collection to chromatographic separation. *Accounts Chem. Res.*, *45*(5), 734-745.

26. Keskin, S., van Heest, T. M., & Sholl, D. S. (2010). Can metal–organic framework materials play a useful role in large-scale carbon dioxide separations?. *ChemSusChem*, 3(8), 879-891.
27. Guillermin, V., Kim, D., Eubank, J. F., Luebke, R., Liu, X., Adil, K., ... & Eddaoudi, M. (2014). A supermolecular building approach for the design and construction of metal–organic frameworks. *Chem. Soc. Rev.*, 43(16), 6141-6172.
28. Coronado, E., & Espallargas, G. M. (2013). Dynamic magnetic MOFs. *Chem. Soc. Rev.*, 42(4), 1525-1539.
29. Horike, S., Umeyama, D., & Kitagawa, S. (2013). Ion conductivity and transport by porous coordination polymers and metal–organic frameworks. *Accounts Chem. Res.*, 46(11), 2376-2384.
30. Furukawa, H., Kim, J., Ockwig, N. W., O’Keeffe, M., & Yaghi, O. M. (2008). Control of vertex geometry, structure dimensionality, functionality, and pore metrics in the reticular synthesis of crystalline metal–organic frameworks and Polyhedra. *J. Am. Chem. Soc.*, 130(35), 11650-11661.
31. Tranchemontagne, D. J., Hunt, J. R., & Yaghi, O. M. (2008). Room temperature synthesis of metal–organic frameworks: MOF-5, MOF-74, MOF-177, MOF-199, and IRMOF-0. *Tetrahedron*, 64(36), 8553-8557.
32. Wang, Z., & Cohen, S. M. (2007). Postsynthetic covalent modification of a neutral metal–organic framework. *J. Am. Chem. Soc.*, 129(41), 12368-12369.
33. Gomes Silva, C., Luz, I., Llabrés i Xamena, F. X., Corma, A., & García, H. (2010). Water stable Zr–benzenedicarboxylate metal–organic frameworks as photocatalysts for hydrogen generation. *Chem-Eur. J.*, 16(36), 11133-11138.
34. Shekhah, O., Wang, H., Paradinas, M., Ocal, C., Schüpbach, B., Terfort, A., ... & Wöll, C. (2009). Controlling interpenetration in metal–organic frameworks by liquid-phase epitaxy. *Nature materials*, 8(6), 481.
35. Feng, D., Chung, W. C., Wei, Z., Gu, Z. Y., Jiang, H. L., Chen, Y. P., ... & Zhou, H. C. (2013). Construction of ultrastable porphyrin Zr metal–organic frameworks through linker elimination. *J. Am. Chem. Soc.*, 135(45), 17105-17110.
36. Deria, P., Mondloch, J. E., Karagiari, O., Bury, W., Hupp, J. T., & Farha, O. K. (2014). Beyond post-synthesis modification: evolution of metal–organic frameworks via building block replacement. *Chem. Soc. Rev.*, 43(16), 5896-5912.
37. Halper, S. R., Do, L., Stork, J. R., & Cohen, S. M. (2006). Topological control in heterometallic metal–organic frameworks by anion templating and metalloligand design. *J. Am. Chem. Soc.*, 128(47), 15255-15268.
38. Batten, S. R., Champness, N. R., Chen, X. M., Garcia-Martinez, J., Kitagawa, S., Öhrström, L., ... & Reedijk, J. (2013). Terminology of metal–organic frameworks and coordination polymers (IUPAC Recommendations 2013). *Pure Appl. Chem.*, 85(8), 1715-1724.
39. Robson, R. (2008). Design and its limitations in the construction of bi- and poly-nuclear coordination complexes and coordination polymers (aka MOFs): a personal view. *Dalton T.*, (38), 5113-5131.
40. Xamena, F. X. L., Abad, A., Corma, A., & Garcia, H. (2007). MOFs as catalysts: Activity, reusability and shape-selectivity of a Pd-containing MOF. *J. Catal.*, 250(2), 294-298.
41. Givaja, G., Amo-Ochoa, P., Gómez-García, C. J., & Zamora, F. (2012). Electrical conductive coordination polymers. *Chem. Soc. Rev.*, 41(1), 115-147.
42. O’Keeffe, M. (2009). Design of MOFs and intellectual content in reticular chemistry: a personal view. *Chem. Soc. Rev.*, 38(5), 1215-1217.
43. Henninger, S. K., Habib, H. A., & Janiak, C. (2009). MOFs as adsorbents for low temperature heating and cooling applications. *J. Am. Chem. Soc.*, 131(8), 2776-2777.
44. Fromm, K. M. (2008). Coordination polymer networks with s-block metal ions. *Coordin. Chem. Rev.*, 252(8-9), 856-885.
45. Papaefstathiou, G. S., & MacGillivray, L. R. (2003). Inverted metal–organic frameworks: solid-state hosts with modular functionality. *Coordin. Chem. Rev.*, 246(1-2), 169-184.
46. Keskin, S., & Kızılel, S. (2011). Biomedical applications of metal organic frameworks. *Ind. Eng. Chem. Res.*, 50(4), 1799-1812.
47. Tanabe, K. K., Wang, Z., & Cohen, S. M. (2008). Systematic functionalization of a metal–organic framework via a postsynthetic modification approach. *J. Am. Chem. Soc.*, 130(26), 8508-8517.

48. Zhao, D., Yuan, D., Sun, D., & Zhou, H. C. (2009). Stabilization of metal-organic frameworks with high surface areas by the incorporation of mesocavities with microwindows. *J. Am. Chem. Soc.*, *131*(26), 9186-9188.
49. Li, Q., Zhang, W., Miljanić, O. Š., Sue, C. H., Zhao, Y. L., Liu, L., ... & Yaghi, O. M. (2009). Docking in metal-organic frameworks. *Science*, *325*(5942), 855-859.
50. Sheberla, D., Sun, L., Blood-Forsythe, M. A., Er, S., Wade, C. R., Brozek, C. K., ... & Dincă, M. (2014). High electrical conductivity in Ni₃(2, 3, 6, 7, 10, 11-hexamino-triphenylene) 2, a semiconducting metal-organic graphene analogue. *J. Am. Chem. Soc.*, *136*(25), 8859-8862.
51. Surblé, S., Serre, C., Mellot-Draznieks, C., Millange, F., & Férey, G. (2006). A new isorecticular class of metal-organic-frameworks with the MIL-88 topology. *Chem. Commun.*, (3), 284-286.
52. Evans, J. D., Sumbly, C. J., & Doonan, C. J. (2014). Post-synthetic metalation of metal-organic frameworks. *Chem. Soc. Rev.*, *43*(16), 5933-5951.
53. Fang, Z., Bueken, B., De Vos, D. E., & Fischer, R. A. (2015). Defect-engineered metal-organic frameworks. *Angew. Chem. Int. Ed.*, *54*(25), 7234-7254.
54. Allendorf, M. D., Schwartzberg, A., Stavila, V., & Talin, A. A. (2011). A roadmap to implementing metal-organic frameworks in electronic devices: challenges and critical directions. *Chem-Eur. J.*, *17*(41), 11372-11388.
55. Kwon, H. T., & Jeong, H. K. (2013). In situ synthesis of thin zeolitic-imidazolate framework ZIF-8 membranes exhibiting exceptionally high propylene/propane separation. *J. Am. Chem. Soc.*, *135*(29), 10763-10768.
56. Pichon, A., Lazuen-Garay, A., & James, S. L. (2006). Solvent-free synthesis of a microporous metal-organic framework. *CrystEngComm*, *8*(3), 211-214.
57. Du, M., Zhang, Z. H., Tang, L. F., Wang, X. G., Zhao, X. J., & Batten, S. R. (2007). Molecular Tectonics of Metal-Organic Frameworks (MOFs): A Rational Design Strategy for Unusual Mixed-Connected Network Topologies. *Chem-Eur. J.*, *13*(9), 2578-2586.
58. Dhakshinamoorthy, A., Alvaro, M., & Garcia, H. (2012). Commercial metal-organic frameworks as heterogeneous catalysts. *Chem. Commun.*, *48*(92), 11275-11288.
59. Thomas, K. M. (2009). Adsorption and desorption of hydrogen on metal-organic framework materials for storage applications: comparison with other nanoporous materials. *Dalton T.*, (9), 1487-1505.
60. Jeong, N. C., Samanta, B., Lee, C. Y., Farha, O. K., & Hupp, J. T. (2011). Coordination-chemistry control of proton conductivity in the iconic metal-organic framework material HKUST-1. *J. Am. Chem. Soc.*, *134*(1), 51-54.
61. Salunkhe, R. R., Kaneti, Y. V., Kim, J., Kim, J. H., & Yamauchi, Y. (2016). Nanoarchitectures for metal-organic framework-derived nanoporous carbons toward supercapacitor applications. *Accounts Chem. Res.*, *49*(12), 2796-2806.
62. Yang, C. X., Ren, H. B., & Yan, X. P. (2013). Fluorescent metal-organic framework MIL-53 (Al) for highly selective and sensitive detection of Fe³⁺ in aqueous solution. *Anal. Chem.*, *85*(15), 7441-7446.
63. Kan, W. Q., Liu, B., Yang, J., Liu, Y. Y., & Ma, J. F. (2012). A series of highly connected metal-organic frameworks based on triangular ligands and d10 metals: syntheses, structures, photoluminescence, and photocatalysis. *Cryst. Growth Des.*, *12*(5), 2288-2298.
64. Cohen, S. M. (2010). Modifying MOFs: new chemistry, new materials. *Chem. Sci.*, *1*(1), 32-36.
65. Furukawa, H., Müller, U., & Yaghi, O. M. (2015). "Heterogeneity within order" in metal-organic frameworks. *Angew. Chem. International Edition*, *54*(11), 3417-3430.
66. Han, Q., He, C., Zhao, M., Qi, B., Niu, J., & Duan, C. (2013). Engineering chiral polyoxometalate hybrid metal-organic frameworks for asymmetric dihydroxylation of olefins. *J. Am. Chem. Soc.*, *135*(28), 10186-10189.
67. Yang, E. C., Zhao, H. K., Ding, B., Wang, X. G., & Zhao, X. J. (2007). Four Novel Three-Dimensional Triazole-Based Zinc (II) Metal-Organic Frameworks Controlled by the Spacers of Dicarboxylate Ligands: Hydrothermal Synthesis, Crystal Structure, and Luminescence Properties. *Cryst. Growth Des.*, *7*(10), 2009-2015.
68. Jiang, H. L., Feng, D., Liu, T. F., Li, J. R., & Zhou, H. C. (2012). Pore surface engineering with controlled loadings of functional groups via click chemistry in highly stable metal-organic frameworks. *J. Am. Chem. Soc.*, *134*(36), 14690-14693.

69. Wu, M. X., & Yang, Y. W. (2017). Metal–organic framework (MOF)-based drug/cargo delivery and cancer therapy. *Adv. Mater.*, *29*(23), 1606134.
70. Lan, Y. Q., Li, S. L., Wang, X. L., Shao, K. Z., Du, D. Y., Zang, H. Y., & Su, Z. M. (2008). Self-assembly of polyoxometalate-based metal organic frameworks based on octamolybdates and copper-organic units: from CuII, CuI, II to CuI via changing organic amine. *Inorg. chem.*, *47*(18), 8179-8187.
71. Brozek, C. K., & Dincă, M. (2013). Ti³⁺, V^{2+/3+}, Cr^{2+/3+}, Mn²⁺, and Fe²⁺-substituted MOF-5 and redox reactivity in Cr- and Fe-MOF-5. *J. Am. Chem. Soc.*, *135*(34), 12886-12891.
72. Guillerme, V., Weseliński, Ł. J., Belmabkhout, Y., Cairns, A. J., D'elia, V., Wojtas, L., ... & Eddaoudi, M. (2014). Discovery and introduction of a (3, 18)-connected net as an ideal blueprint for the design of metal–organic frameworks. *Nature chemistry*, *6*(8), 673.
73. Dhakshinamoorthy, A., Alvaro, M., & Garcia, H. (2011). Metal–organic frameworks as heterogeneous catalysts for oxidation reactions. *Catal. Sci. Technol.*, *1*(6), 856-867.
74. Alezi, D., Belmabkhout, Y., Suyetin, M., Bhatt, P. M., Weseliński, Ł. J., Solovyeva, V., ... & Eddaoudi, M. (2015). MOF crystal chemistry paving the way to gas storage needs: aluminum-based MOF for CH₄, O₂, and CO₂ storage. *J. Am. Chem. Soc.*, *137*(41), 13308-13318.
75. Dzubak, A. L., Lin, L. C., Kim, J., Swisher, J. A., Poloni, R., Maximoff, S. N., ... & Gagliardi, L. (2012). Ab initio carbon capture in open-site metal–organic frameworks. *Nature chemistry*, *4*(10), 810.
76. Klinowski, J., Paz, F. A. A., Silva, P., & Rocha, J. (2011). Microwave-assisted synthesis of metal–organic frameworks. *Dalton T.*, *40*(2), 321-330.
77. Wang, D., Xie, T., Peng, Q., & Li, Y. (2008). Ag, Ag₂S, and Ag₂Se nanocrystals: synthesis, assembly, and construction of mesoporous structures. *J. Am. Chem. Soc.*, *130*(12), 4016-4022.
78. Goto, Y., Sato, H., Shinkai, S., & Sada, K. (2008). “Clickable” metal–organic framework. *J. Am. Chem. Soc.*, *130*(44), 14354-14355.
79. Cui, G. H., He, C. H., Jiao, C. H., Geng, J. C., & Blatov, V. A. (2012). Two metal–organic frameworks with unique high-connected binodal network topologies: synthesis, structures, and catalytic properties. *CrystEngComm*, *14*(12), 4210-4216.
80. Delgado-Friedrichs, O., Foster, M. D., O’Keeffe, M., Proserpio, D. M., Treacy, M. M., & Yaghi, O. M. (2005). What do we know about three-periodic nets?. *J. Solid State Chem.*, *178*(8), 2533-2554.
81. Kim, M., & Cohen, S. M. (2012). Discovery, development, and functionalization of Zr (IV)-based metal–organic frameworks. *CrystEngComm*, *14*(12), 4096-4104.
82. Stassen, I., Burtch, N., Talin, A., Falcaro, P., Allendorf, M., & Ameloot, R. (2017). An updated roadmap for the integration of metal–organic frameworks with electronic devices and chemical sensors. *Chem. Soc. Rev.*, *46*(11), 3185-3241.
83. Ye, Q., Wang, X. S., Zhao, H., & Xiong, R. G. (2005). Highly stable olefin–Cu (I) coordination oligomers and polymers. *Chem. Soc. Rev.*, *34*(3), 208-225.
84. Marleny Rodriguez-Albelo, L., Ruiz-Salvador, A. R., Sampieri, A., Lewis, D. W., Gómez, A., Nohra, B., ... & Ngo Biboum, R. (2009). Zeolitic polyoxometalate-based metal–organic frameworks (Z-POMOFs): Computational evaluation of hypothetical polymorphs and the successful targeted synthesis of the redox-active Z-POMOF1. *J. Am. Chem. Soc.*, *131*(44), 16078-16087.
85. Cao, D., Lan, J., Wang, W., & Smit, B. (2009). Lithium-doped 3D covalent organic frameworks: high-capacity hydrogen storage materials. *Angew. Chem. International Edition*, *48*(26), 4730-4733.
86. Bennett, T. D., & Cheetham, A. K. (2014). Amorphous metal–organic frameworks. *Accounts Chem. Res.*, *47*(5), 1555-1562.
87. Fei, H., Shin, J., Meng, Y. S., Adelhardt, M., Sutter, J., Meyer, K., & Cohen, S. M. (2014). Reusable oxidation catalysis using metal-monocatecholato species in a robust metal–organic framework. *J. Am. Chem. Soc.*, *136*(13), 4965-4973.
88. Li, H. Y., Wei, Y. L., Dong, X. Y., Zang, S. Q., & Mak, T. C. (2015). Novel Tb-MOF embedded with viologen species for multi-photofunctionality: photochromism, photomodulated fluorescence, and luminescent pH sensing. *Chem. Mater.*, *27*(4), 1327-1331.
89. Fang, Q. R., Yuan, D. Q., Sculley, J., Li, J. R., Han, Z. B., & Zhou, H. C. (2010). Functional mesoporous metal–organic frameworks for the capture of heavy metal ions and size-selective catalysis. *Inorg. chem.*, *49*(24), 11637-11642.

90. Fang, Q. R., Zhu, G. S., Xue, M., Zhang, Q. L., Sun, J. Y., Guo, X. D., ... & Wei, Y. (2006). Microporous metal–organic framework constructed from heptanuclear zinc carboxylate secondary building units. *Chem-Eur. J.*, 12(14), 3754-3758.
91. Shearer, G. C., Chavan, S., Bordiga, S., Svelle, S., Olsbye, U., & Lillerud, K. P. (2016). Defect engineering: tuning the porosity and composition of the metal–organic framework UiO-66 via modulated synthesis. *Chem. Mater.*, 28(11), 3749-3761.
92. Zhang, Y. B., Furukawa, H., Ko, N., Nie, W., Park, H. J., Okajima, S., ... & Yaghi, O. M. (2015). Introduction of functionality, selection of topology, and enhancement of gas adsorption in multivariate metal–organic framework-177. *J. Am. Chem. Soc.*, 137(7), 2641-2650.
93. Genna, D. T., Wong-Foy, A. G., Matzger, A. J., & Sanford, M. S. (2013). Heterogenization of homogeneous catalysts in metal–organic frameworks via cation exchange. *J. Am. Chem. Soc.*, 135(29), 10586-10589.
94. Koh, K., Wong-Foy, A. G., & Matzger, A. J. (2009). MOF@ MOF: microporous core–shell architectures. *Chem. Commun.*, (41), 6162-6164.
95. Doherty, C. M., Buso, D., Hill, A. J., Furukawa, S., Kitagawa, S., & Falcaro, P. (2013). Using functional nano-and microparticles for the preparation of metal–organic framework composites with novel properties. *Accounts Chem. Res.*, 47(2), 396-405.
96. Jeremias, F., Khutia, A., Henninger, S. K., & Janiak, C. (2012). MIL-100 (Al, Fe) as water adsorbents for heat transformation purposes—a promising application. *J. Mater. Chem.*, 22(20), 10148-10151.
97. Houk, R. J., Jacobs, B. W., Gabaly, F. E., Chang, N. N., Talin, A. A., Graham, D. D., ... & Allendorf, M. D. (2009). Silver cluster formation, dynamics, and chemistry in metal–organic frameworks. *Nano Lett.*, 9(10), 3413-3418.
98. Li, S., & Huo, F. (2015). Metal–organic framework composites: from fundamentals to applications. *Nanoscale*, 7(17), 7482-7501.
99. Dhakshinamoorthy, A., Opanasenko, M., Čejka, J., & Garcia, H. (2013). Metal organic frameworks as solid catalysts in condensation reactions of carbonyl groups. *Adv. Synth. Catal.*, 355(2-3), 247-268.
100. Rosi, N. L., Eddaoudi, M., Kim, J., O’Keeffe, M., & Yaghi, O. M. (2002). Advances in the chemistry of metal-organic frameworks. *CrystEngComm*, 4(68), 401-404.
101. Zou, R. Q., Zhong, R. Q., Du, M., Kiyobayashi, T., & Xu, Q. (2007). Highly-thermostable metal–organic frameworks (MOFs) of zinc and cadmium 4, 4’-(hexafluoroisopropylidene) diphthalates with a unique fluorite topology. *Chem. Commun.*, (24), 2467-2469.
102. Yang, G. P., Hou, L., Luan, X. J., Wu, B., & Wang, Y. Y. (2012). Molecular braids in metal–organic frameworks. *Chem. Soc. Rev.*, 41(21), 6992-7000.
103. Sindoro, M., Yanai, N., Jee, A. Y., & Granick, S. (2013). Colloidal-sized metal–organic frameworks: synthesis and applications. *Accounts Chem. Res.*, 47(2), 459-469.
104. Hermes, S., Schröder, F., Amirjalayer, S., Schmid, R., & Fischer, R. A. (2006). Loading of porous metal–organic open frameworks with organometallic CVD precursors: inclusion compounds of the type [L n M] a@ MOF-5. *J. Mater. Chem.*, 16(25), 2464-2472.
105. Wang, T. C., Bury, W., Gómez-Gualdrón, D. A., Vermeulen, N. A., Mondloch, J. E., Deria, P., ... & Stoddart, J. F. (2015). Ultrahigh surface area zirconium MOFs and insights into the applicability of the BET theory. *J. Am. Chem. Soc.*, 137(10), 3585-3591.
106. Sun, D., Ma, S., Ke, Y., Petersen, T. M., & Zhou, H. C. (2005). Synthesis, characterization, and photoluminescence of isostructural Mn, Co, and Zn MOFs having a diamondoid structure with large tetrahedral cages and high thermal stability. *Chem. Commun.*, (21), 2663-2665.
107. Devic, T., & Serre, C. (2014). High valence 3p and transition metal based MOFs. *Chem. Soc. Rev.*, 43(16), 6097-6115.
108. Tong, M., Liu, D., Yang, Q., Devautour-Vinot, S., Maurin, G., & Zhong, C. (2013). Influence of framework metal ions on the dye capture behavior of MIL-100 (Fe, Cr) MOF type solids. *J. Mater. Chem. A*, 1(30), 8534-8537.
109. Luz, I., i Xamena, F. L., & Corma, A. (2010). Bridging homogeneous and heterogeneous catalysis with MOFs: “Click” reactions with Cu-MOF catalysts. *J. Catal.*, 276(1), 134-140.
110. Baburin, I. A., Blatov, V. A., Carlucci, L., Ciani, G., & Proserpio, D. M. (2008). Interpenetrated three-dimensional hydrogen-bonded networks from metal–organic molecular and one- or two-dimensional polymeric motifs. *CrystEngComm*, 10(12), 1822-1838.

111. Trickett, C. A., Helal, A., Al-Maythaly, B. A., Yamani, Z. H., Cordova, K. E., & Yaghi, O. M. (2017). The chemistry of metal–organic frameworks for CO₂ capture, regeneration and conversion. *Nature Rev. Mater.*, 2(8), 17045.
112. Islamoglu, T., Goswami, S., Li, Z., Howarth, A. J., Farha, O. K., & Hupp, J. T. (2017). Postsynthetic tuning of metal–organic frameworks for targeted applications. *Accounts Chem. Res.*, 50(4), 805-813.
113. Wu, H., Yildirim, T., & Zhou, W. (2013). Exceptional mechanical stability of highly porous zirconium metal–organic framework UiO-66 and its important implications. *The J. P. Chem. Lett.*, 4(6), 925-930.
114. Maia, J. D. C., Urquiza Carvalho, G. A., Mangueira Jr, C. P., Santana, S. R., Cabral, L. A. F., & Rocha, G. B. (2012). GPU linear algebra libraries and GPGPU programming for accelerating MOPAC semiempirical quantum chemistry calculations. *J. Chem. Theory Comput.*, 8(9), 3072-3081.
115. Oisaki, K., Li, Q., Furukawa, H., Czaja, A. U., & Yaghi, O. M. (2010). A Metal–organic framework with covalently bound organometallic complexes. *J. Am. Chem. Soc.*, 132(27), 9262-9264.
116. Raccuglia, P., Elbert, K. C., Adler, P. D., Falk, C., Wenny, M. B., Mollo, A., ... & Norquist, A. J. (2016). Machine-learning-assisted materials discovery using failed experiments. *Nature*, 533(7601), 73.
117. Xue, D. X., Belmabkhout, Y., Shekhah, O., Jiang, H., Adil, K., Cairns, A. J., & Eddaoudi, M. (2015). Tunable rare earth fcu-MOF platform: access to adsorption kinetics driven gas/vapor separations via pore size contraction. *J. Am. Chem. Soc.*, 137(15), 5034-5040.
118. Feng, D., Gu, Z. Y., Chen, Y. P., Park, J., Wei, Z., Sun, Y., ... & Zhou, H. C. (2014). A highly stable porphyrinic zirconium metal–organic framework with shp-a topology. *J. Am. Chem. Soc.*, 136(51), 17714-17717.
119. Na, K., Choi, K. M., Yaghi, O. M., & Somorjai, G. A. (2014). Metal nanocrystals embedded in single nanocrystals of MOFs give unusual selectivity as heterogeneous catalysts. *Nano Lett.*, 14(10), 5979-5983.
120. McGuire, C. V., & Forgan, R. S. (2015). The surface chemistry of metal–organic frameworks. *Chem. Commun.*, 51(25), 5199-5217.
121. Haldoupis, E., Nair, S., & Sholl, D. S. (2012). Finding MOFs for highly selective CO₂/N₂ adsorption using materials screening based on efficient assignment of atomic point charges. *J. Am. Chem. Soc.*, 134(9), 4313-4323.
122. Kirillov, A. M. (2011). Hexamethylenetetramine: an old new building block for design of coordination polymers. *Coordin. Chem. Rev.*, 255(15-16), 1603-1622.
123. Khan, N. A., & Jung, S. H. (2015). Synthesis of metal-organic frameworks (MOFs) with microwave or ultrasound: Rapid reaction, phase-selectivity, and size reduction. *Coordin. Chem. Rev.*, 285, 11-23.
124. Zou, R., Abdel-Fattah, A. I., Xu, H., Zhao, Y., & Hickmott, D. D. (2010). Storage and separation applications of nanoporous metal–organic frameworks. *CrystEngComm*, 12(5), 1337-1353.
125. Sun, L., Miyakai, T., Seki, S., & Dinca, M. (2013). Mn₂ (2, 5-disulphydrylbenzene-1, 4-dicarboxylate): A Microporous Metal–Organic Framework with Infinite (– Mn–S–)[∞] Chains and High Intrinsic Charge Mobility. *J. Am. Chem. Soc.*, 135(22), 8185-8188.
126. Tranchemontagne, D. J., Park, K. S., Furukawa, H., Eckert, J., Knobler, C. B., & Yaghi, O. M. (2012). Hydrogen storage in new metal–organic frameworks. *The J. Phy. Chem. -C*, 116(24), 13143-13151.
127. Fan, J., Zhu, H. F., Okamura, T. A., Sun, W. Y., Tang, W. X., & Ueyama, N. (2003). Novel one-dimensional tubelike and two-dimensional polycatenated metal–organic frameworks. *Inorg. chem.*, 42(1), 158-162.
128. Decadt, R., Van Hecke, K., Depla, D., Leus, K., Weinberger, D., Van Driessche, I., ... & Van Deun, R. (2012). Synthesis, crystal structures, and luminescence properties of carboxylate based rare-earth coordination polymers. *Inorg. chem.*, 51(21), 11623-11634.
129. Li, K., Olson, D. H., Lee, J. Y., Bi, W., Wu, K., Yuen, T., ... & Li, J. (2008). Multifunctional Microporous MOFs Exhibiting Gas/Hydrocarbon Adsorption Selectivity, Separation Capability and Three-Dimensional Magnetic Ordering. *A. Funct. Mater.*, 18(15), 2205-2214.
130. Costa, J. S., Gamez, P., Black, C. A., Roubeau, O., Teat, S. J., & Reedijk, J. (2008). Chemical modification of a bridging ligand inside a metal–organic framework while maintaining the 3D structure. *Eur. J. Inorg. chem.*, 2008(10), 1551-1554.
131. Fei, H., & Cohen, S. M. (2015). Metalation of a thiocatechol-functionalized Zr (IV)-based metal–organic framework for selective C–H functionalization. *J. Am. Chem. Soc.*, 137(6), 2191-2194.

132. Park, S. S., Hontz, E. R., Sun, L., Hendon, C. H., Walsh, A., Van Voorhis, T., & Dincă, M. (2015). Cation-dependent intrinsic electrical conductivity in isostructural tetrathiafulvalene-based microporous metal–organic frameworks. *J. Am. Chem. Soc.*, *137*(5), 1774-1777.
133. Wang, H., Zhang, D., Sun, D., Chen, Y., Zhang, L. F., Tian, L., ... & Ni, Z. H. (2009). Co (II) metal–organic frameworks (MOFs) assembled from asymmetric semirigid multicarboxylate ligands: synthesis, crystal structures, and magnetic properties. *Cryst. Growth Des.*, *9*(12), 5273-5282.
134. Di Nicola, C., Karabach, Y. Y., Kirillov, A. M., Monari, M., Pandolfo, L., Pettinari, C., & Pombeiro, A. J. (2007). Supramolecular assemblies of trinuclear triangular copper (II) secondary building units through hydrogen bonds. Generation of different metal–organic frameworks, valuable catalysts for peroxidative oxidation of alkanes. *Inorg. chem.*, *46*(1), 221-230.
135. Cui, P., Wu, J., Zhao, X., Sun, D., Zhang, L., Guo, J., & Sun, D. (2011). Two solvent-dependent zinc (II) supramolecular isomers: rare kgd and lonsdaleite network topologies based on a tripodal flexible ligand. *Cryst. Growth Des.*, *11*(12), 5182-5187.
136. Petit, C., & Bandosz, T. J. (2012). Exploring the coordination chemistry of MOF–graphite oxide composites and their applications as adsorbents. *Dalton T.*, *41*(14), 4027-4035.
137. Arslan, H. K., Shekhah, O., Wohlgemuth, J., Franzreb, M., Fischer, R. A., & Wöll, C. (2011). High-Throughput Fabrication of Uniform and Homogenous MOF Coatings. *A. Funct. Mater.*, *21*(22), 4228-4231.
138. Reinsch, H., van der Veen, M. A., Gil, B., Marszalek, B., Verbiest, T., De Vos, D., & Stock, N. (2012). Structures, sorption characteristics, and nonlinear optical properties of a new series of highly stable aluminum MOFs. *Chem. Mater.*, *25*(1), 17-26.
139. Bai, Z. Q., Yuan, L. Y., Zhu, L., Liu, Z. R., Chu, S. Q., Zheng, L. R., ... & Shi, W. Q. (2015). Introduction of amino groups into acid-resistant MOFs for enhanced U (VI) sorption. *J. Mater. Chem. A*, *3*(2), 525-534.
140. Colodrero, R. M., Papathanasiou, K. E., Stavgiannoudaki, N., Olivera-Pastor, P., Losilla, E. R., Aranda, M. A., ... & García-Ruiz, J. M. (2012). Multifunctional luminescent and proton-conducting lanthanide carboxyphosphonate open-framework hybrids exhibiting crystalline-to-amorphous-to-crystalline transformations. *Chem. Mater.*, *24*(19), 3780-3792.
141. Ahmed, I., & Jhung, S. H. (2016). Adsorptive desulfurization and denitrogenation using metal-organic frameworks. *J. Hazard. Mater.*, *301*, 259-276.
142. Stork, J. R., Thoi, V. S., & Cohen, S. M. (2007). Rare examples of transition-metal–main-group metal heterometallic metal–organic frameworks from gallium and indium dipyrinato complexes and silver salts: synthesis and framework variability. *Inorg. Chem.*, *46*(26), 11213-11223.
143. Jiang, J., Zhao, Y., & Yaghi, O. M. (2016). Covalent chemistry beyond molecules. *J. Am. Chem. Soc.*, *138*(10), 3255-3265.
144. Trickett, C. A., Gagnon, K. J., Lee, S., Gándara, F., Bürgi, H. B., & Yaghi, O. M. (2015). Definitive molecular level characterization of defects in UiO-66 crystals. *Angew. Chem. Int. Ed.*, *54*(38), 11162-11167.
145. Liu, T. F., Zou, L., Feng, D., Chen, Y. P., Fordham, S., Wang, X., ... & Zhou, H. C. (2014). Stepwise synthesis of robust metal–organic frameworks via postsynthetic metathesis and oxidation of metal nodes in a single-crystal to single-crystal transformation. *J. Am. Chem. Soc.*, *136*(22), 7813-7816.
146. Song, X., Kim, T. K., Kim, H., Kim, D., Jeong, S., Moon, H. R., & Lah, M. S. (2012). Post-synthetic modifications of framework metal ions in isostructural metal–organic frameworks: Core–shell heterostructures via selective transmetalations. *Chem. Mater.*, *24*(15), 3065-3073.
147. Brozek, C. K., & Dincă, M. (2012). Lattice-imposed geometry in metal–organic frameworks: lacunary Zn₄O clusters in MOF-5 serve as tripodal chelating ligands for Ni²⁺. *Chem. Sci.*, *3*(6), 2110-2113.
148. Zou, J. P., Peng, Q., Wen, Z., Zeng, G. S., Xing, Q. J., & Guo, G. C. (2010). Two Novel Metal–Organic Frameworks (MOFs) with (3, 6)-Connected Net Topologies: Syntheses, Crystal Structures, Third-Order Nonlinear Optical and Luminescent Properties. *Cryst. Growth Des.*, *10*(6), 2613-2619.
149. Feng, D., Wang, K., Su, J., Liu, T. F., Park, J., Wei, Z., ... & Zhou, H. C. (2015). A highly stable zeotype mesoporous zirconium metal–organic framework with ultralarge pores. *Angew. Chem.*, *127*(1), 151-156.

150. Forgan, R. S., Smaldone, R. A., Gassensmith, J. J., Furukawa, H., Cordes, D. B., Li, Q., ... & Stoddart, J. F. (2011). Nanoporous carbohydrate metal–organic frameworks. *J. Am. Chem. Soc.*, *134*(1), 406-417.
151. Maniam, P., & Stock, N. (2011). Investigation of porous Ni-based metal–organic frameworks containing paddle-wheel type inorganic building units via high-throughput methods. *Inorg. Chem.*, *50*(11), 5085-5097.
152. Luo, F., Zheng, J. M., & Batten, S. R. (2007). Unprecedented (3, 4)-connected metal–organic frameworks (MOFs) with 3-fold interpenetration and considerable solvent-accessible void space. *Chem. Commun.*, (36), 3744-3746.
153. Li, H., Zhu, Z., Zhang, F., Xie, S., Li, H., Li, P., & Zhou, X. (2011). Palladium nanoparticles confined in the cages of MIL-101: an efficient catalyst for the one-pot indole synthesis in water. *ACS Catal.*, *1*(11), 1604-1612.
154. Wang, Y., Yang, J., Liu, Y. Y., & Ma, J. F. (2013). Controllable syntheses of porous metal–organic frameworks: Encapsulation of LnIII cations for tunable luminescence and small drug molecules for efficient delivery. *Chem-Eur. J.*, *19*(43), 14591-14599.
155. Dhakshinamoorthy, A., Alvaro, M., & Garcia, H. (2010). Metal organic frameworks as solid acid catalysts for acetalization of aldehydes with methanol. *Adv. Synth. Catal.*, *352*(17), 3022-3030.
156. Feng, D., Jiang, H. L., Chen, Y. P., Gu, Z. Y., Wei, Z., & Zhou, H. C. (2013). Metal–Organic Frameworks Based on Previously Unknown Zr₈/Hf₈ Cubic Clusters. *Inorg. chem.*, *52*(21), 12661-12667.
157. Karmakar, A., Desai, A. V., & Ghosh, S. K. (2016). Ionic metal-organic frameworks (iMOFs): Design principles and applications. *Coordin. Chem. Rev.*, *307*, 313-341.
158. Gu, Z. G., Zhan, C., Zhang, J., & Bu, X. (2016). Chiral chemistry of metal–camphorate frameworks. *Chem. Soc. Rev.*, *45*(11), 3122-3144.
159. Cohen, S. M. (2017). The postsynthetic renaissance in porous solids. *J. Am. Chem. Soc.*, *139*(8), 2855-2863.
160. Zhang, H., Osgood, H., Xie, X., Shao, Y., & Wu, G. (2017). Engineering nanostructures of PGM-free oxygen-reduction catalysts using metal-organic frameworks. *Nano Energy*, *31*, 331-350.
161. Sarkisov, L., Martin, R. L., Haranczyk, M., & Smit, B. (2014). On the flexibility of metal–organic frameworks. *J. Am. Chem. Soc.*, *136*(6), 2228-2231.
162. Yang, G. P., Hou, L., Ma, L. F., & Wang, Y. Y. (2013). Investigation on the prime factors influencing the formation of entangled metal–organic frameworks. *CrystEngComm*, *15*(14), 2561-2578.
163. Xiang, Z., Mercado, R., Huck, J. M., Wang, H., Guo, Z., Wang, W., ... & Smit, B. (2015). Systematic tuning and multifunctionalization of covalent organic polymers for enhanced carbon capture. *J. Am. Chem. Soc.*, *137*(41), 13301-13307.
164. Köberl, M., Cokoja, M., Herrmann, W. A., & Kühn, F. E. (2011). From molecules to materials: Molecular paddle-wheel synthons of macromolecules, cage compounds and metal–organic frameworks. *Dalton T.*, *40*(26), 6834-6859.
165. Konstas, K., Osl, T., Yang, Y., Batten, M., Burke, N., Hill, A. J., & Hill, M. R. (2012). Methane storage in metal organic frameworks. *J. Mater. Chem.*, *22*(33), 16698-16708.
166. Chang, Z., Zhang, D. S., Chen, Q., Li, R. F., Hu, T. L., & Bu, X. H. (2011). Rational construction of 3D pillared metal–organic frameworks: synthesis, structures, and hydrogen adsorption properties. *Inorg. Chem.*, *50*(16), 7555-7562.
167. Kuc, A., Enyashin, A., & Seifert, G. (2007). Metal– organic frameworks: structural, energetic, electronic, and mechanical properties. *The J. Phys. Chem. B*, *111*(28), 8179-8186.
168. Gutov, O. V., Hevia, M. G., Escudero-Adán, E. C., & Shafir, A. (2015). Metal–organic framework (MOF) defects under control: insights into the missing linker sites and their implication in the reactivity of zirconium-based frameworks. *Inorg. Chem.*, *54*(17), 8396-8400.
169. Wu, Y. Y., Yang, C. X., & Yan, X. P. (2014). Fabrication of metal–organic framework MIL-88B films on stainless steel fibers for solid-phase microextraction of polychlorinated biphenyls. *Journal of Chromatography A*, *1334*, 1-8.
170. Schwarzer, A., Saplinova, T., & Kroke, E. (2013). Tri-s-triazines (s-heptazines)—from a “mystery molecule” to industrially relevant carbon nitride materials. *Coordin. Chem. Rev.*, *257*(13-14), 2032-2062.

171. Maiti, S., Pramanik, A., Manju, U., & Mahanty, S. (2015). Reversible lithium storage in manganese 1, 3, 5-benzenetricarboxylate metal–organic framework with high capacity and rate performance. *ACS Appl. Mater. Inter.*, 7(30), 16357-16363.
172. Carlucci, L., Ciani, G., Maggini, S., Proserpio, D. M., & Visconti, M. (2010). Heterometallic Modular Metal–Organic 3D Frameworks Assembled via New Tris- β -Diketonate Metalloligands: Nanoporous Materials for Anion Exchange and Scaffolding of Selected Anionic Guests. *Chem-Eur. J.*, 16(41), 12328-12341.
173. Ravon, U., Domine, M. E., Gaudillere, C., Desmartin-Chomel, A., & Farrusseng, D. (2008). MOFs as acid catalysts with shape selectivity properties. *New J. Chem.*, 32(6), 937-940.
174. He, J., Yee, K. K., Xu, Z., Zeller, M., Hunter, A. D., Chui, S. S. Y., & Che, C. M. (2011). Thioether side chains improve the stability, fluorescence, and metal uptake of a metal–organic framework. *Chem. Mater.*, 23(11), 2940-2947.
175. Bloch, W. M., Burgun, A., Coghlan, C. J., Lee, R., Coote, M. L., Doonan, C. J., & Sumbly, C. J. (2014). Capturing snapshots of post-synthetic metallation chemistry in metal–organic frameworks. *Nature Chem.*, 6(10), 906.
176. Zybalyo, O., Shekhah, O., Wang, H., Tafipolsky, M., Schmid, R., Johannsmann, D., & Wöll, C. (2010). A novel method to measure diffusion coefficients in porous metal–organic frameworks. *Phys. Chem. Chem. Phys.*, 12(28), 8093-8098.
177. Garibay, S. J., Wang, Z., & Cohen, S. M. (2010). Evaluation of Heterogeneous Metal–Organic Framework Organocatalysts Prepared by Postsynthetic Modification. *Inorg. chem.*, 49(17), 8086-8091.
178. Zou, C., & Wu, C. D. (2012). Functional porphyrinic metal–organic frameworks: crystal engineering and applications. *Dalton T.*, 41(14), 3879-3888.
179. Deria, P., Bury, W., Hupp, J. T., & Farha, O. K. (2014). Versatile functionalization of the NU-1000 platform by solvent-assisted ligand incorporation. *Chem. Commun.*, 50(16), 1965-1968.
180. Zhan, S. Z., Li, M., Ng, S. W., & Li, D. (2013). Luminescent Metal–Organic Frameworks (MOFs) as a Chemopalette: Tuning the Thermochromic Behavior of Dual-Emissive Phosphorescence by Adjusting the Supramolecular Microenvironments. *Chem-Eur. J.*, 19(31), 10217-10225.
181. Alhamami, M., Doan, H., & Cheng, C. H. (2014). A review on breathing behaviors of metal-organic-frameworks (MOFs) for gas adsorption. *Materials*, 7(4), 3198-3250.
182. Eubank, J. F., Mouttaki, H., Cairns, A. J., Belmabkhout, Y., Wojtas, L., Luebke, R., ... & Eddaoudi, M. (2011). The quest for modular nanocages: tbo-MOF as an archetype for mutual substitution, functionalization, and expansion of quadrangular pillar building blocks. *J. Am. Chem. Soc.*, 133(36), 14204-14207.
183. Wang, Y., Zhao, M., Ping, J., Chen, B., Cao, X., Huang, Y., ... & Lu, Q. (2016). Bioinspired design of ultrathin 2D bimetallic metal–organic-framework nanosheets used as biomimetic enzymes. *Adv. Mater.*, 28(21), 4149-4155.
184. Zhai, Q. G., Mao, C., Zhao, X., Lin, Q., Bu, F., Chen, X., ... & Feng, P. (2015). Cooperative crystallization of heterometallic indium–chromium metal–organic polyhedra and their fast proton conductivity. *Angew. Chem. Inter. Ed.*, 54(27), 7886-7890.
185. Safarifard, V., & Morsali, A. (2015). Applications of ultrasound to the synthesis of nanoscale metal–organic coordination polymers. *Coordin. Chem. Rev.*, 292, 1-14.
186. Prasad, T. K., & Suh, M. P. (2012). Control of Interpenetration and Gas-Sorption Properties of Metal–Organic Frameworks by a Simple Change in Ligand Design. *Chem-Eur. J.*, 18(28), 8673-8680.
187. Chun, H., Jung, H., & Seo, J. (2009). Isoreticular metal-organic polyhedral networks based on 5-connecting paddlewheel motifs. *Inorg. Chem.*, 48(5), 2043-2047.
188. Doonan, C., Ricco, R., Liang, K., Bradshaw, D., & Falcaro, P. (2017). Metal–organic frameworks at the biointerface: synthetic strategies and applications. *Accounts Chem. Res.*, 50(6), 1423-1432.
189. Seoane, B., Castellanos, S., Dikhtiarenko, A., Kapteijn, F., & Gascon, J. (2016). Multi-scale crystal engineering of metal organic frameworks. *Coordin. Chem. Rev.*, 307, 147-187.
190. Vermoortele, F., Ameloot, R., Alaerts, L., Mattheessen, R., Carlier, B., Fernandez, E. V. R., ... & De Vos, D. E. (2012). Tuning the catalytic performance of metal–organic frameworks in fine chemistry by active site engineering. *J. Mater. Chem.*, 22(20), 10313-10321.

191. Spanopoulos, I., Tsangarakis, C., Klontzas, E., Tylianakis, E., Froudakis, G., Adil, K., ... & Trikalitis, P. N. (2016). Reticular synthesis of HKUST-like tbo-MOFs with enhanced CH₄ storage. *J. Am. Chem. Soc.*, *138*(5), 1568-1574.
192. Shi, Z., Wang, Y., Lin, H., Zhang, H., Shen, M., Xie, S., ... & Tang, Y. (2016). Porous nanoMoC@graphite shell derived from a MOFs-directed strategy: an efficient electrocatalyst for the hydrogen evolution reaction. *J. Mater. Chem. A*, *4*(16), 6006-6013.
193. Sun, D., Ke, Y., Mattox, T. M., Parkin, S., & Zhou, H. C. (2006). Stability and porosity enhancement through concurrent ligand extension and secondary building unit stabilization. *Inorg. Chem.*, *45*(19), 7566-7568.
194. Dhakshinamoorthy, A., & Garcia, H. (2014). Cascade reactions catalyzed by metal organic frameworks. *ChemSusChem*, *7*(9), 2392-2410.
195. D'Vries, R. F., Álvarez-García, S., Snejko, N., Bausá, L. E., Gutiérrez-Puebla, E., de Andrés, A., & Monge, M. Á. (2013). Multimetal rare earth MOFs for lighting and thermometry: tailoring color and optimal temperature range through enhanced disulfobenzoic triplet phosphorescence. *J. Mater. Chem. C*, *1*(39), 6316-6324.
196. Dhakshinamoorthy, A., Alvaro, M., & Garcia, H. (2010). Metal organic frameworks as heterogeneous catalysts for the selective N-methylation of aromatic primary amines with dimethyl carbonate. *Appl. Catal. A: Gen.*, *378*(1), 19-25.
197. Qin, Y. Y., Zhang, J., Li, Z. J., Zhang, L., Cao, X. Y., & Yao, Y. G. (2008). Organically templated metal-organic framework with 2-fold interpenetrated {3 3. 5 9. 6 3}-lcy net. *Chem. Commun.*, (22), 2532-2534.
198. Liu, C. M., Gao, S., Zhang, D. Q., & Zhu, D. B. (2007). Three-dimensional eight-or four-connected metal-organic frameworks tuned by hydrothermal temperatures. *Cryst. Growth Des.*, *7*(7), 1312-1317.
199. Mitchell, L., Gonzalez-Santiago, B., Mowat, J. P., Gunn, M. E., Williamson, P., Acerbi, N., ... & Wright, P. A. (2013). Remarkable Lewis acid catalytic performance of the scandium trimesate metal organic framework MIL-100 (Sc) for C-C and C [double bond, length as m-dash] N bond-forming reactions. *Catal. Sci. Technol.*, *3*(3), 606-617.
200. He, J., Zhang, Y., Pan, Q., Yu, J., Ding, H., & Xu, R. (2006). Three metal-organic frameworks prepared from mixed solvents of DMF and HAc. *Microporous Mesoporous Mater.*, *90*(1-3), 145-152.
201. Esfahani, H., Tavasoli, K & Jabbarzadeh, A. (2019). Big data and social media: A scientometrics analysis. *Int. J. Data Net. Sci.*, *3*(3), 145-164.
202. Salimi, D., Tavasoli, K., Gilani, E., Jouyandeh, M & Sadjadi, S. (2019). The impact of social media on marketing using bibliometrics analysis. *Int. J. Data Net. Sci.*, *3*(3), 165-184.
202. Alavi, S., Mehdinezhad, I & Kahshidinia, B. (2019). A trend study on the impact of social media on advertisement. *Int. J. Data Net. Sci.*, *3*(3), 185-200.
203. Gilani, E., Salimi, D., Jouyandeh, M., Tavasoli, K & Wong, W. (2019). A trend study on the impact of social media in decision making. *Int. J. Data Net. Sci.*, *3*(3), 201-222.

<https://www.nanoshel.com/metal-organic-frameworks>



© 2019 by the authors; licensee Growing Science, Canada. This is an open access article distributed under the terms and conditions of the Creative Commons Attribution (CC-BY) license (<http://creativecommons.org/licenses/by/4.0/>).